



Fall PEIMS Staff Data Review

September 30, 2025

Agenda

OnDataSuite (ODS) Introduction

Overview of PEIMS Staff Data Elements

Overview of Ed-Fi / File Loading to ODS

Staff Data Reporting

Staff Data Validations - getting ready for Fall PEIMS

Custom Reports

Teacher Retention Allotment

Resources for ODS Staff

Upcoming trainings

Knowledge Base

Help Tickets



25-26 : TSDS Staff Reporting

Staff Entity

Data Element	NP*	Core	PEIMS	Length	Data Type	Descriptor Table	Element ID
StaffUniqueid			PF	10	String		E1524
BirthDate			PF	10	Date		E0006
HighestCompletedLevelOfEducation			PF		Descriptor	C015	E0730
HispanicLatinoEthnicity			PF		Boolean		E1064
Race (may have multiple instances)			PF		Descriptor	C304	E3050
Sex			PF		Descriptor	C013	E0004
GenerationCode			PF		Descriptor	C012	E0706
TotalYearsProfExperience			PF	2	Number		E0130
YearsExperienceInDistrict			PF	2	Number		E0161
YearsTRATeachingExperience			PF	2	Number		E3129
StaffId			PF	9	String		E0505
LEADeterminedTRAEligibility			PF		Boolean		E3130
StaffTypeSet (may have multiple instances)							
StaffType			PF		Descriptor	C181	E1073
BeginDate			PF	10	Date		E3010
EndDate			PF	10	Date		E3020
ParaprofessionalCertificationSet (may have multiple instances)							
ParaprofessionalCertification			PF		Boolean		E1670
BeginDate			PF	10	Date		E3010
EndDate			PF	10	Date		E3020
Name							
FirstName			PF	75	String		E0703
MiddleName			PF	75	String		E0704
LastSurname			PF	75	String		E0705

Legend

PEIMS:

PF-FALL Submission

NP = "Not Promoted"
Hyperlinked NP data
 may be promoted
Non-hyperlinked NP data

Data Elements will come from HR System

<https://tealprod.tea.state.tx.us/TWEDSAPI/30/0/0/Overview?IntroductionId=952>



25-26 : TSDS Staff Reporting

NEW

Data Element ID	Data Element Name	Date Issued	Date Updated
E3130	LEADeterminedTRAEligibility	09/02/2025	
Definition			
LEADeterminedTRAEligibility indicates the local education agency (LEA) has determined the teacher (StaffClassification is 087) is employed by a school system and teaches not less than an average of four hours each day, in an academic instructional setting or a career and technology educational setting.			
Special Instructions			
TEA will calculate the FTE for all teachers using the <i>MonthlyMinutes</i> (E1057) reported in the PEIMS Fall Submission. The <i>LEADeterminedTRAEligibility</i> indicator will be compared to the TEA FTE calculation, and the final TRA allotment determination will be made based on what the LEA reports in this data element.			

Data Element ID	Data Element Name	Date Issued	Date Updated
E3129	YearsTRATeachingExperience	09/02/2025	
Definition			
YearsTRATeachingExperience indicates the number of verifiable years of teaching experience as a classroom teacher as described in TEC §48.158.			

25-26 : TSDS Staff Reporting

StaffEducationOrganizationAssignmentAssociation Entity

Data Element	NP*	Core	PEIMS	Length	Data Type	Descriptor Table	Element ID
Staff							
School							
StaffClassification							
BeginDate							
EndDate							
SharedServiceArrangementStaff							
StaffServiceSet (may have multiple instances)							
StaffService							
SPEDStudentAgeRange							
PopulationServed							
MonthlyMinutes							
NumberOfStudentsInClass							
StaffServiceBeginDate							
StaffServiceEndDate							

Formally Role ID

Counselors, Instructional
reports with SE or SR.
Service ID

25-26 : TSDS Staff Reporting

StaffEducationOrganizationEmploymentAssociation Entity

Data Element	NP*	Core	PEIMS	Length	Data Type	Descriptor Table	Element ID
Staff							
LocalEducationAgency							
DaysEmployedSet (may have multiple instances)							
PercentDayEmployed			PF	3	Number		E0760
NumberDaysEmployed			PF	3	Number		E0160
BeginDate			PF	10	Date		E3010
EndDate			PF	10	Date		E3020
AuxiliaryRoleIdSet (may have multiple instances)							
AuxiliaryRoleId			PF		Descriptor	C213	E1594
BeginDate			PF	10	Date		E3010
EndDate			PF	10	Date		E3020
EmploymentPeriod							
HireDate			PF	10	Date		E3032
EndDate			PF	10	Date		E3020

25-26 : TSDS Staff Reporting

StaffSectionAssociation Entity

Data Element	NP*	Core	PEIMS	Length	Data Type	Descriptor Table	Element ID
Staff							
Section							
BeginDate	PF			10	Date		E3010
EndDate	PF			10	Date		E3020
ClassroomPosition	PF				Descriptor	C309	E1454
NumberOfStudentsInClass	PF			3	Number		E0170
MonthlyMinutes	PF			5	Number		E1057
NumberDaysTaughtWeek1	PF			1	Number		E1604
NumberDaysTaughtWeek2	PF			1	Number		E1605
NumberDaysTaughtWeek3	PF			1	Number		E1606
NumberDaysTaughtWeek4	PF			1	Number		E1607
NumberMinutesTaughtWeek1	PF			4	Number		E1608
NumberMinutesTaughtWeek2	PF			4	Number		E1609
NumberMinutesTaughtWeek3	PF			4	Number		E1610
NumberMinutesTaughtWeek4	PF			4	Number		E1611
SharedServiceArrangementStaff	PF				Descriptor	C169	E1015

Used for TRA

Built from the
Master
Schedule -
Student
Information
Systems

OnDataSuite®

25-26 : TSDS Staff Reporting - Staff Classifications

Instructional	Non-Instructional
Teachers (087)	Principals (020)
Instructional Aides (033)	Assistant Principals (008)
Speech Therapists (036)	Department Heads (054)

Auxiliary
Electrician (218)
Campus Office Clerk (202)
Child Nutrition (204)

25-26 : TSDS Staff Reporting - FTE and PFTE

◆ FTE (Full-Time Equivalent)

Formula (generalized):

$$\text{FTE} = \left(\frac{\text{Days Employed}}{\text{Standard Work Days}} \right) \times \text{Percent Days Employed}$$

- **Days Employed (E0160)** – number of days staff is employed.
- **Percent Days Employed (E0760)** – proportion of full contract (e.g., 0.5 for half-time).
- **Standard Work Days** – usually 187 for teachers or district standard.

◆ PFTE (Personnel Full-Time Equivalent)

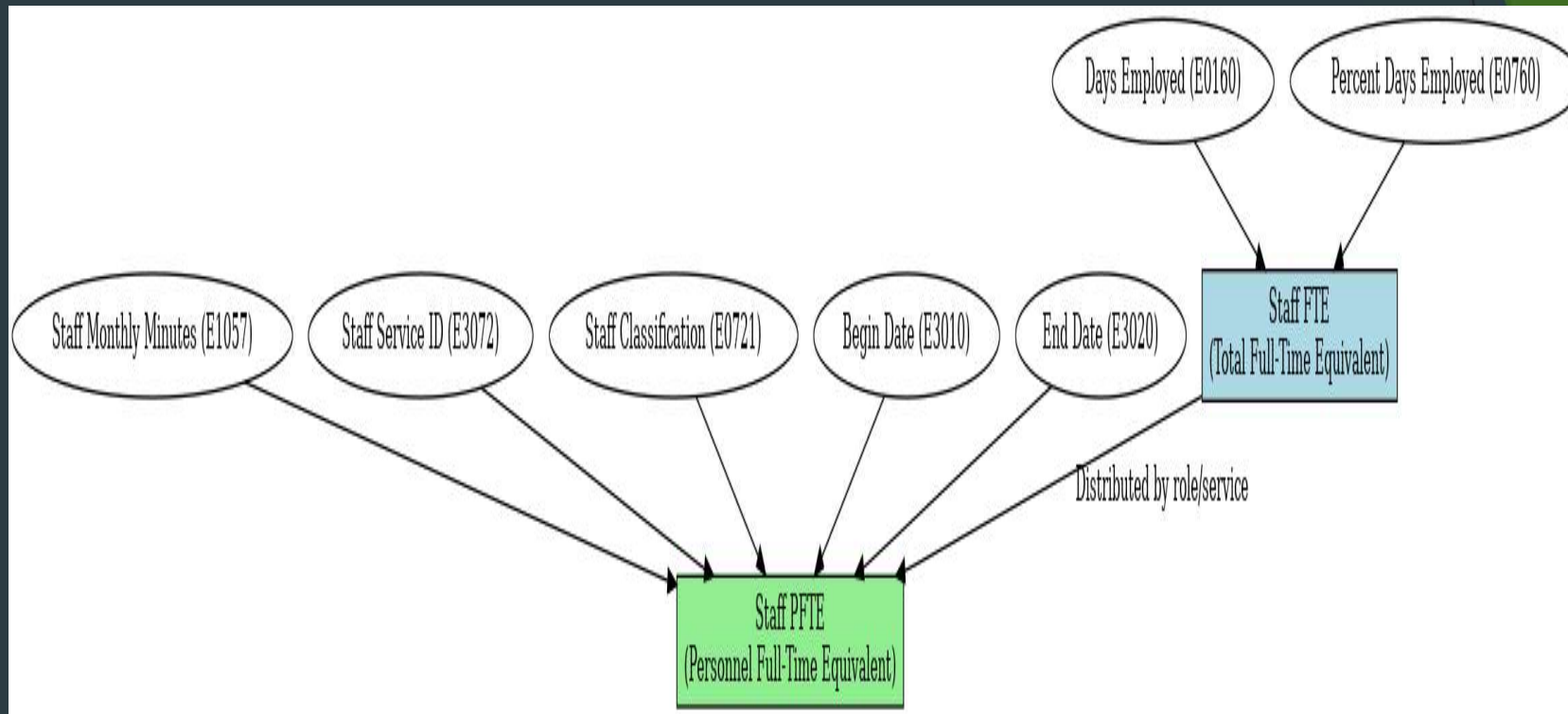
Formula (generalized):

$$\text{PFTE for Role/Service} = \frac{\text{Staff Monthly Minutes for Role}}{\text{Standard Monthly Minutes}}$$

- **Staff Monthly Minutes (E1057)** – minutes assigned to that specific service (e.g., teaching, counseling).
- **Standard Monthly Minutes** – usually based on 40 hrs/week × 21 days ≈ **8,400 minutes per month**, or district-defined baseline.
- **Staff Service ID (E3072)** – identifies which role/service the minutes apply to.
- **Staff Classification (E0721)** – distinguishes between teacher, counselor, librarian, etc.

The sum of all PFTEs across a staff member's roles = their **total FTE**.

25-26 : TSDS Staff Reporting - FTE and PFTE



25-26 : TSDS Staff Reporting - Data Sources

Student Information Systems (SIS)

- Attendance/Enrollment
- Course Offerings
- Teacher Responsibility Records (MASTER SCHEDULE)

Business Information Systems (BIS/ERP)

- Staff demographics
- Payroll
- Days Enrolled
- Percent of Day

API

TEA IODS

Reported to TEA through PEIMS

API

OnDataSuite

Promoted using same logic as TEA PEIMS

 OnDataSuite®

OnDataSuite Resources - Ed-Fi Status

Documentation References: <https://kb.ondatasuite.com> *Note: same menu accessible from Help option in OnDataSuite.

OnDataSuite™

How can we help?

Search the knowledge base...

Helpful Links ▾

I ♥ PEIMS

File Center

If you have questions about any file that needs to be loaded into your OnDataSuite account, this is the place to start. Every file requirement is explained in detail in this section.

- File Center Associating Files to Reporting Tabs
- File Center Data Reconciliation
- File Center Email Notifications
- File Center Verifying Upload
- File Center Status

[View all →](#)

Getting Started

If you are just getting started with your OnDataSuite setup or you want to see if you missed anything, we highly recommend you take a peek in this section. Articles found in this section were hand picked to help you get up and running in no time.

- Logging into OnDataSuite
- About OnDataSuite
- How to add a new user
- Suggested User Access Privileges

[View all →](#)

ED-Fi

- Go Live 2025-2026 Status
- Go Live 2024-2025 Status
- Loading TSDS CSVs as of 2024-2025
- TEA Ed-Fi IODS Connection
- "What the Ed-Fi?" Workshop Series

[View all →](#)

Data Management

- File Center How to Upload
- Redaction Policy
- Loading TSDS - PEIMS - District

Reporting Areas

- Student Menu
- Student Data Validation
- STAAR Equity Gap Report

Zoom Training Agendas

We are committed to helping our clients. Every year we provide FREE virtual training sessions to our users. Our users can reference specific key

Helpful Articles

- Logging into OnDataSuite
- 2024 A-F Reporting Update Log
- 2025 A-F Reporting Update Log
- Private: 2023 A-F Reporting Update Log
- Suggested Assessment & Accountability File Center Upload Calendar Dates
- Go Live 2024-2025 Status
- Loading TSDS - PEIMS - District Level
- Loading District -CCMR EWS Supplement Files
- TEA Ed-Fi IODS Connection
- Comptroller Tax Values/Rates
- User Settings
- Loading Cambium Student Data Retrieval (SDR) OR Pearson Student Information Retrieval System (SIRS) files
- CCMR EWS System Update Log
- Domain II A Student Growth & B Relative Performance Summary



ODS 25-26 Staff related reporting status

How to identify latest Ed-Fi “promoted” data

Lower Right footer Latest TEA Ed-Fi Pull: data/time stamp

Every ODS page has a black footer and if TEA Ed-Fi data is flowing it is noted on the lower corner

For details on the last 30 days related to Ed-Fi pulls, drill into the link:

© 2025, On Data Suite

Latest TEA Ed-Fi IODS Pull: 09/14/2025 01:15 AM

Latest TEA Ed-Fi IODS Pull Log			
Date	IODS Year	Pull Time	Pull Type
09/15	24-25, 25-26	Next Schedule @ 1:15 AM	Automated/Scheduled
09/14	25-26	1:15 AM - 1:22 AM	Automated/Scheduled
09/14	24-25	1:15 AM - 1:30 AM	Automated/Scheduled
09/13	25-26	1:15 AM - 1:46 AM	Automated/Scheduled Full Pull
09/13	24-25	1:15 AM - 1:59 AM	Automated/Scheduled
09/12	25-26	2:29 PM - 2:45 PM	Full
09/12	25-26	1:15 AM - 1:21 AM	Automated/Scheduled
09/12	24-25	No Changes Found in TEA IODS	Automated/Scheduled
09/11	24-25	No Changes Found in TEA IODS	Automated/Scheduled
09/11	25-26	1:15 AM - 1:17 AM	Automated/Scheduled
09/09	24-25	No Changes Found in TEA IODS	Automated/Scheduled
09/09	25-26	1:55 AM - 1:58 AM	Automated/Scheduled
09/08	25-26	1:55 AM - 2:00 AM	Automated/Scheduled
09/08	24-25	1:55 AM - 2:05 AM	Automated/Scheduled
09/07	25-26	1:55 AM - 2:00 AM	Automated/Scheduled
09/07	24-25	1:55 AM - 2:05 AM	Automated/Scheduled
09/06	24-25	No Changes Found in TEA IODS	Automated/Scheduled
09/06	25-26	1:55 AM - 1:56 AM	Automated/Scheduled

ODS 25-26 Staff related reporting status

How to identify latest Ed-Fi “promoted” data

- For specific submission details - reference the File Center
- File Center - Data Sources - TSDS Ed-Fi section:

OnPoint ▾ Dashboards My Dashboards Student Assessment Staff Finance Accountability Ed-Fi Rules XML Review Help Ticket

File and Upload Center

Data Sources Data Reconciliation OnSync Student ID Merge Legacy Files

TSDS Ed-Fi District TEAL ACT College Board Cambium / ETS / Pearson

TSDS XML or CSV PEIMS (Legacy) CCMR EWS Supplement ACT (High School) SAT STAAR 3-8 & 3-8 ALT

PEIMS CTE Transfer Courses CCMR Tracker Pre ACT AP STAAR EOC & EOC ALT

Class Roster AVID CCMR Verifier TSIA PSAT 10/NMSQT Telpas

ECDS Profile Images CCMR Outcome Bonus Accuplacer PSAT 8/9 Telpas ALT

RF Tracker CRDC Accelerated Tester TSIA 2 NWEA MAP SDR / SIRS

SPPI-14 SCHOOL FORM Prelim 4 Year Longitudinal Cohort Combo Student STAAR 3-8 & 3-8 ALT SDR / SIRS

SELA Teacher Appraisals Final Graduation Longitudinal Cohorts Class Assignment STAAR EOC & EOC ALT SDR / SIRS

Child Find BOY & Interim Assessment Common Assessment IStation Telpas SDR / SIRS

PEIMS CTE Student Roster Interim & B O Y Staff Certifications TTAP ISIP Telpas ALT SDR / SIRS

Campus Closing the Gaps Domain Data Table

Filter by key phrase

Submission Name	Submission	Status	Date Promoted	
2024 - 2025 School Year				
API_SUMMER_2024_09_17_02_37_37	Summer	Preliminary	2024-09-17	Info
API_FALL_2024_09_17_01_59_44	Fall	Preliminary	2024-09-17	Info
API_CSIV_2024_09_17_01_59_36	Charter School Waitlist	Preliminary	2024-09-17	Info

© 2024, On Data Suite TEAEd-Fi: 09/17/2024 1:59 AM Version: CP-12.19.0

Use the **Info** link on the individual submission for details on the Category - Sub-category - Domain - Entity as reported (Records) to TEA IODS and Promoted (in OnDataSuite)

ODS 25-26 Staff related reporting status

How to identify latest Ed-Fi “promoted” data

File Center _ TSDS Ed-Fi _API_FALL Info Ex:

Bookmarks

User Groups

My Custom Reports

Focus List

File Center

Support

Training

Search

OnPoint

▼

Dashboards

My Dashboards

Student

Assessment

Staff

Finance

Accountability

Ed-Fi Rules

CRDC

Snapshots

2025 - 2026 School Year

API_FALL_25-26_09_01_58_01

Fall

Preliminary

2025-09-09

Info

Education Organization

Subcategory (Code)	Domain	Entity	Promoted	Records
Local Education Agency (10010)	Education Organization	LocalEducationAgency	1	1,292
Local Education Agency	Education Organization	GiftedTalentedProgram	0	1,292
Local Education Agency	Education Organization	ProgramsOfStudy	0	1,292
Campus (10020)	Education Organization	School	25	22,689
SSA Organization Association (10011)	Education Organization	SSAOrgAssociationExt	2	3

Finance

Subcategory (Code)	Domain	Entity	Promoted	Record
Budget (20030)	Finance	BudgetExt	1,865	1,865

Student

Subcategory (Code)	Domain	Entity	Promoted	Records
Student Basic Information (40100)	Student Identification and Demographics	Student	22,606	23,345
Enrollment (40110)	Enrollment	StudentSchoolAssociation	22,654	22,722
Student Basic Information (40100)	Student Identification and Demographics	PostSecondaryCertification	591	593
Student Basic Information (40100)	Student Identification and Demographics	StudentEducationOrganizationAssociation - Demographics	22,606	23,345
School Leaver (40203)	Prior Year Leaver	PriorYearLeaver	2,372	2,375
Special Education Program (41163)	Alternative and Supplemental Services	StudentSpecialEducationProgramAssociation	2,963	2,992

Staff - Campus Course Section

Subcategory (Code)	Domain	Entity	Promoted	Record
Staff Basic Information (30040)	Staff	Staff	4,276	4,277
Staff Demographics (30043)	Staff	Staff	4,039	4,277
Employment Payroll Summary (30050)	Staff	StaffEducationOrganizationEmploymentAssociation	4,059	4,134
Contracted Instructional Staff (30055)	Finance	ContractedInstructionalStaffTEExt	0	0
Payroll (30060)	Finance	PayrollExt	13,344	13,344
Responsibility (30090)	Staff	StaffEducationOrganizationAssignmentAssociation	36,785	1,034
Course Section (50300)	Teaching and Learning	Section	Dep	12,822
Course Section (50300)	Teaching and Learning	Course	Dep	1,743
Course Section (50300)	Teaching and Learning	CourseOffering	Dep	18,585
Responsibility (30090)	Teaching and Learning	StaffSectionAssociation	10,676	15,677
Teacher Class Assignment (30305)	Teaching and Learning	StaffSectionAssociation	42,481	15,677

Finalize 24-25 Data





For the highest level of accuracy, it is strongly recommended to load TSDS CSV files to ODS. Until Ed-Fi promotion is stabilized and current for all submissions, this will ensure that the information in ODS is reflective of the information submitted to TEA for 24-25.

PEIMS Coordinator will be able to generate a CSV file in TSDS for all the PEIMS submissions (Fall, MidYear, Summer, Extended) and load directly to OnDataSuite. NOTE: TSDS does not provide the option to download CSV files for Core Collections

<https://kb.ondatasuite.com/knowledge-base/loading-tsds-csvs-as-of-2024-2025/>



Finalize 24-25 Data

File Name	Submission	Status	Uploaded By	Date Uploaded	Reload Date
2024 - 2025 School Year					
015915_2025_Fall_484_250905123508.xml	Fall	Final		2025-09-05	Info 
015915_2025_Mid-Year_484_250905123307.xml	Mid Year	Final		2025-09-05	Info 
015915_2025_Extended_484_250904084353.xml	Extended	Final		2025-09-04	Info 
015915_2025_Summer_484_250807093844.xml	Summer	Final		2025-08-10	Info 

<input type="checkbox"/>	Off	PEIMS Sub 1 - Fall	January 16th, 2025	February 6th, 2025	02/06/2025	Promote Fall
This collection has been disabled because a CSV file was uploaded. To re-enable it, please delete the associated CSV file and reactivate the collection. File: 015915_2025_Fall_484_250905123508.xml uploaded on September 5th, 2025						
<input checked="" type="checkbox"/>	On	Early Childhood Data System Collection (ECDS) - KG	February 13th, 2025		02/13/2025	Promote ECDS - KG
<input type="checkbox"/>	Off	PEIMS Sub 2 - MidYear	February 13th, 2025	February 27th, 2025	02/27/2025	Promote Mid-Year
This collection has been disabled because a CSV file was uploaded. To re-enable it, please delete the associated CSV file and reactivate the collection. File: 015915_2025_Mid-Year_484_250905123307.xml uploaded on September 5th, 2025						
<input checked="" type="checkbox"/>	On	State Performance Plan Indicator 14 (SPPI-14)	February 20th, 2025		02/20/2025	Promote SPPI-14
<input checked="" type="checkbox"/>	On	Class Roster Winter (CRW)	April 3rd, 2025		04/03/2025	Promote CRW
<input type="checkbox"/>	Off	PEIMS Sub 3 - Summer	June 19th, 2025	July 22nd, 2025	07/22/2025	Promote Summer
This collection has been disabled because a CSV file was uploaded. To re-enable it, please delete the associated CSV file and reactivate the collection. File: 015915_2025_Summer_484_250807093844.xml uploaded on August 10th, 2025						

Resources for ODS Staff Reporting

OnPoint ▾ Dashboards My Dashboards Student Assessment Staff Finance Accountability Ed-Fi Rules CRDC Snapshots

Help Ticket

Focus List

All Staff ▾

Staff Report Center

TEA Educator Certification Online System (ECOS)

Staff Certification

PEIMS

Payroll Accounting - Fall

Responsibilities - Fall

Staff - Fall/Summer

Teacher Class Assignment - Summer

Class Roster

Class Roster Fall Enrollment

Class Roster Winter Enrollment

ECDS

ECDS KG Staff

ECDS PK Staff

* Custom OnDataSuite calculated criteria.

Report Search

role

Staff Data Validation

Fall CTE Class Service ID's With Less Than 45 Minutes

Inaccurate Role ID Reporting to PEIMS

Payroll to Responsibility Campus Mismatch

Payroll PIC to Responsibility Pop Served Mismatch Updated Report

Responsibility Pop Served to Payroll PIC Mismatch Updated Report

Sped Student Age Range Staff Verification Post 2024

Special Education Grade Level Staff Verification Pre 2025

Teacher Responsibilities Reporting Less than Four Hours per Day New Report

Unaffiliated Staff

Staff Custom Reports

Class Roster

Staff Certifications (ECOS)

Staff Detail Reports

Staff Ethnicity/Gender

Staff FTE Reports

Staff Responsibilities

Staff Summary Reports

Teacher Incentive Allotment (TIA) Reporting

Teacher Retention Allotment (TRA) Reports New Report

Teacher Summary Reports Updated Report

Report Commands

Create Report

Load Last Report

Data Source Information

Please choose a data source from the Report Center.

Create Your Own Reports to Verify Data

Staff Report Center (Ad-Hoc Reporting)

Create reports for Staff/Payroll data

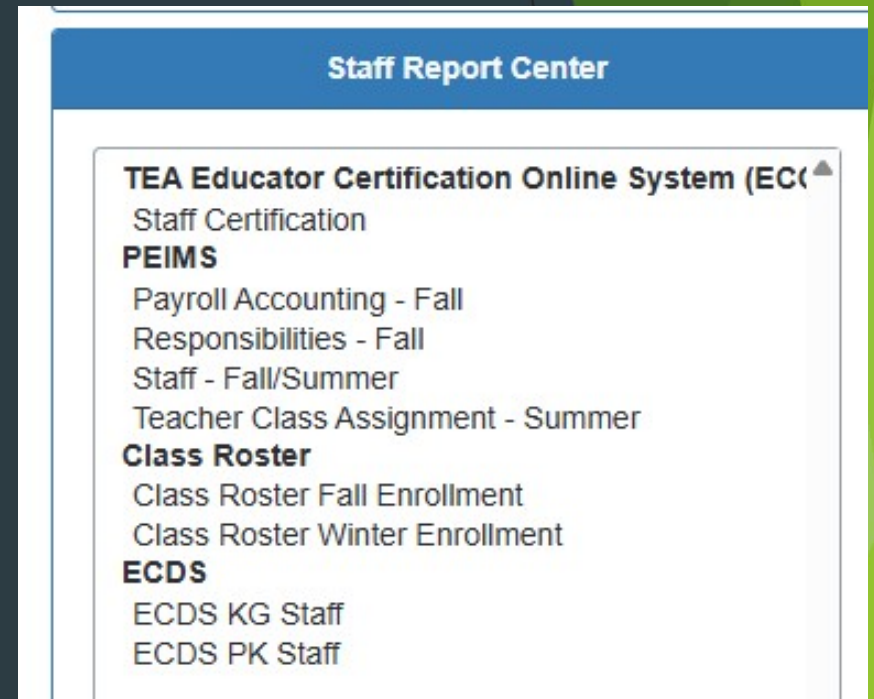
Add Charts!

Filter Data!

Bookmark and Share Data!

Export to Excel!

Join us at 3:00 PM Today for a deeper dive!



Staff Data Validation

Staff Data Validation

- Fall CTE Class Service ID's With Less Than 45 Minutes
- Inaccurate Role ID Reporting to PEIMS
- Payroll to Responsibility Campus Mismatch
- Payroll PIC to Responsibility Pop Served Mismatch **Updated Report**
- Responsibility Pop Served to Payroll PIC Mismatch **Updated Report**
- Sped Student Age Range Staff Verification Post 2024
- Special Education Grade Level Staff Verification Pre 2025
- Teacher Responsibilities Reporting Less than Four Hours per Day **New Report**
- Unaffiliated Staff

Staff Data Validation

Fall CTE Class Service ID's With Less Than 45 Minutes for 2025 - 2026

Display 25 records per page

Search:

District	Campus	TX Unique Staff ID	Staff Name	Service ID	Class ID	Minutes Per Day	Monthly Minutes
				(13000200) - Principles of Agriculture, Food, and Natural Resources -	00000000835035	0	0
				(13000400) - Small Animal Management -	00000000833655	0	0
				(13000700) - Advanced Animal Science -	00000000809390	0	0
				(13001800) - Floral Design -	00000000793451	0	0

To determine the CTE V-code to assign to the CTE course, LEA personnel must use the following chart.

CTE Course's Average Minutes per Day	CTE Code
45-89	V1
90-134	V2
135-180+	V3

<https://tea.texas.gov/finance-and-grants/financial-compliance/saah/saah-2526-proposed.pdf>

 OnDataSuite®

Staff Data Validation

Inaccurate Role ID Reporting to PEIMS 2025 - 2026 for All Campuses

Show 25 entries Column Options Focus List

SQL D Search:

Teacher	TX Unique Staff ID	Last Name	First	Mid	Gender	Eth / Race	Date of Birth	Campus	Staff Type	Object	ROLE ID (Fall)	Auxiliary Role ID
25-26	25-26	25-26	25-26	25-26	25-26	25-26	25-26	25-26	25-26	25-26	25-26	25-26

Table ID	Name
C159P	PayrollObject

Descriptor	Short Description
6112	Salaries Or Wages For Substitute Teachers And Other Professionals
6119	Salaries Or Wages-Teachers And Other Professional Personnel
6121	Extra Duty Pay/Overtime-Support Personnel
6122	Salaries Or Wages For Substitute Support Personnel
6129	Salaries Or Wages For Support Personnel
6131	Contract Buyouts
6139	Employee Allowances
6147	Pension Expense
6149	Employee Benefits

1	6119, 6129		
1	6119, 6129	(008) - School Counselor Provides guidance and counseling services to students	
1	6119, 6129	(087) - Teacher	

Staff Data Validation

Years

Campuses

Program Intent (PIC)

Classroom Position (Role ID)

Focus List

Submit

2025 - 2026

All Campuses Selected (29)

All Program Intent Codes

All Role IDs

Select Focus List (Optional)

NEW FILTERS ADDED

Payroll PIC to Responsibility Pop Served Mismatch for 2025 - 2026 for all Program Intent Codes

Show 10 entries

Search:

UPDATED GROUPING

						Payroll					Responsibility			
TX Unique Staff ID	Last Name	First	Mid	Gender	Eth / Race	Payroll Activity	Fund	Function	Campus/Org	Program Intent (PIC)	Population Served	Campus	Role ID (Fall)	Service ID
						(79) - Other Supplemental Duties	(199) - General Fund	(11) - Instruction	(101921999) - Undistributed Organization Unit	(99) - Undistributed	(06) - Student Receiving Special Education Services		(087) - Teacher	(SE000001) - Special Education, Generic
						(80) - Base Salary	(282) - ESSER III of the American Rescue Plan Act of 2021	(11) - Instruction	(101921999) - Undistributed Organization Unit	(11) - Basic Educational Services	(06) - Student Receiving Special Education Services		(087) - Teacher	(SE000001) - Special Education, Generic

UPDATED!

Staff Data Validation

Years

2025 - 2026

Campuses

All Campuses Selected (26)

Population Served

All Populations Served

Classroom Position (Role ID)

All Role IDs

Focus List

Select Focus List (Optional)

Submit

NEW FILTERS ADDED

Responsibility Pop Served to Payroll PIC Mismatch for 2025 - 2026 for all Populations Served

Show 10 entries

UPDATED GROUPING

Search:

						Responsibility				Payroll				
TX Unique Staff ID	Last Name	First	Mid	Gender	Eth / Race	Campus	Role ID (Fall)	Service ID	Population Served	Program Intent (PIC)	Fund	Function	Campus/Org	Payroll Activity
							(087) - Teacher	(SR000005) - Tutorial (Any Subject)	(07) - ESL Students	(21) - Gifted & Talented	(199) - General Fund	(11) - Instruction		(80) - Base Salary
							(120) - Instructional Coach	(SS001001) - Instructional Administration, Elementary	(07) - ESL Students	(11) - Basic Educational Services	(211) - Title I(A) Improving Basic Pgm	(11) - Instruction		(80) - Base Salary

UPDATED!

Staff Data Validation

Staff Profile

PEIMS

Staff Overview

Employment History - Fall

Payroll Accounting - Fall

Responsibilities - Fall

Responsibilities - Extended Year

PE Responsibilities - Fall

Classroom Link - Smr Pre 19-20

Class Roster

Class Roster Winter

Class Roster Fall Pre 24-25

ECDS

ECDS KG Staff

Demographics

TX Unique Staff ID

Gender

Hispanic Latino Code

Ethnicity Race Report Category

Date of Birth

Age

Female

No

White

Employment History

Percent Day Employed

Number Days Employed

Staff Type

Highest Completed Level Of Education - Post 2024

Years Experience In District

Total Years Prof Experience

Paraprofessional Certification

Auxiliary Role ID

FTE Total

100%

187

1 - School District Or Charter School Employee

15

15

0

1

2025-2026 Payroll Accounting

Payroll Activity	Fund	Function	Object	Campus/Org	Fiscal Year	Program Intent	Payroll Amount
16 - UIL Clubs/Activities	199 - General Fund	36 - Extracurricular Activities	6119 - Sal/Wages-Teachers & Other PP		6	99 - Undistributed	\$600.00
79 - Other Supplemental Duties	199 - General Fund	11 - Instruction	6119 - Sal/Wages-Teachers & Other PP		6	99 - Undistributed	\$1,000.00
80 - Base Salary	199 - General Fund	11 - Instruction	6119 - Sal/Wages-Teachers & Other PP		6	11 - Basic Educational Services	\$63,263.00
80 - Base Salary	199 - General Fund	11 - Instruction	6119 - Sal/Wages-Teachers & Other PP		6	21 - Gifted & Talented	\$6,963.00
80 - Base Salary	199 - General Fund	11 - Instruction	6119 - Sal/Wages-Teachers & Other PP		6	99 - Undistributed	\$5,000.00

2025-2026 Responsibilities

Campus	Service ID	Class ID Number	Class Type	Monthly Minutes	ROLE ID (Fall)	Population Served	Grade Level Staff	Number Students In Class	ESC SSA Staff	FTE Per Record	Sped Student Age Range
	02650500 - Science, Grade 5	00000000830061	01 - Regular	1,100	087 - Teacher			63		0.2157	00 - Not Providing Services to Special Education Students
	02650500 - Science, Grade 5	00000000830350	01 - Regular	1,100	087 - Teacher			63		0.2157	00 - Not Providing Services to Special Education Students
	02650500 - Science, Grade 5	00000000834120	01 - Regular	1,100	087 - Teacher			63		0.2157	00 - Not Providing Services to Special Education Students
	02660050 - Social Studies, Grade 5	00000000830090	01 - Regular	600	087 - Teacher			63		0.1176	00 - Not Providing Services to Special Education Students
	02660050 - Social Studies, Grade 5	00000000830351	01 - Regular	600	087 - Teacher			63		0.1176	00 - Not Providing Services to Special Education Students
	02660050 - Social Studies, Grade 5	00000000834122	01 - Regular	600	087 - Teacher			63		0.1176	00 - Not Providing Services to Special Education Students

CLICK VIEW PROFILE TO SEE THE COMPLETE RECORDS



Staff Data Validation

Teacher Responsibilities Reporting Less than Four Hours per Day for Selected Years for District Summary for All Professional Years Experience

Rows 25 Column Options Focus List Search

Staff ID	TX Unique Staff ID	Last Name	First	Mid	Gender	Eth / Race	Date of Birth	Campus	Yr Prof Expr	ROLE ID (Fall)	Monthly Minutes
25-26	25-26	25-26	25-26	25-26	25-26	25-26	25-26	25-26	25-26	25-26	25-26
					Female	Hispanic/Latino	06/26/1987		07	(087) - Teacher	2,700
					Female	White	05/05/1991		08	(087) - Teacher	4,620
					Female	Asian	09/15/1983		03	(087) - Teacher	3,900
					Female	White	10/24/1984		12	(087) - Teacher	3,200

This report can be used to verify Teacher Retention Allotment

Staff Custom Reports

Staff Custom Reports	
Class Roster	
Staff Certifications (ECOS)	
Staff Detail Reports	
Staff Ethnicity/Gender	
Staff FTE Reports	
Staff FTE Counts and Salary Report	
Student/Teacher FTE Ratio - Potential Indicators of Financial Problems	
FTE by Function Code	
FTE by Role	
Staff FTE By Role ID Percent Change	
Staff Responsibilities	
Fall Staff Role ID Review	
Responsibility Record List (Most Recent Year)	
Staff Responsibility Review	
Staff Total Monthly Minutes	
Staff Summary Reports	
Teacher Incentive Allotment (TIA) Reporting	
TIA Certification/Class Roster Comparison	
T-TESS Teacher Appraisal File Review	
Teacher Retention Allotment (TRA) Reports	
Potential TRA Teacher PFTE Roster	
Potential TRA Teachers with Multiple Role IDs	
Teacher Retention Allotment Count	
Teacher Summary Reports	Updated Report

Staff Custom Reports

District Name: Tomball ISD
District ID: 101921

2025 - 2026

Submit

Details

Staff Count

Tools

Staff FTE Counts and Salary Report for 2026 for

	2025 - 2026		
Staff	FTE Total	Total Base Pay	Average Base Pay
Total Staff	2,794.12	\$226,082,469	\$80,914
Professional Staff	1,783.53	\$174,832,809	\$98,026
Teachers	1,425.83	\$118,718,302	\$83,263
(087) - Teacher	1425.83	\$118,718,302	\$83,263
Professional Support	259.48	\$33,405,318	\$128,739
(006) - Audiologist	0.56	\$48,727	\$87,013
(008) - School Counselor Provides guidance and counseling services to students	47.05	\$5,095,958	\$108,309
(011) - Educational Diagnostician	22.50	\$2,787,115	\$123,872
(013) - Librarian	22.00	\$2,052,727	\$93,306
(016) - Occupational Therapist	4.00	\$475,083	\$118,771

Staff Count

Turn Details Off

Salary access is necessary for Average Base Pay



Staff Custom Reports

All Campuses

All Funds

2025-2026

Submit

Tools

2025 - 2026 FTE by Role District Report for All Available Funds for All Campuses

(101921) - Tomball ISD			
Role ID	Total FTE	Student/Staff Ratio	Enrollment
(002) - Art Therapist	ND	NP	23,249
(003) - Assistant Principal	43.82	530.56	23,249
(004) - Assistant/assoc/deputy Super	8.00	2,906.13	23,249
(006) - Audiologist	0.56	41,516.07	23,249
(007) - Corrective Therapist	ND	NP	23,249
(008) - School Counselor Provides Guidance And Counseling Services To Students	47.05	494.13	23,249
(011) - Educational Diagnostician	22.50	1,033.29	23,249
(012) - District Instructional Program Dir/executive Director	13.00	1,788.38	23,249
(013) - Librarian	22.00	1,056.77	23,249
(016) - Occupational Therapist	4.00	5,812.25	23,249
(017) - Certified Orientation And Mobility Specialist (Coms)	2.00	11,624.50	23,249

Filter on Fund

Staff Custom Reports

Report Information

Data Source(s): Fall PEIMS records

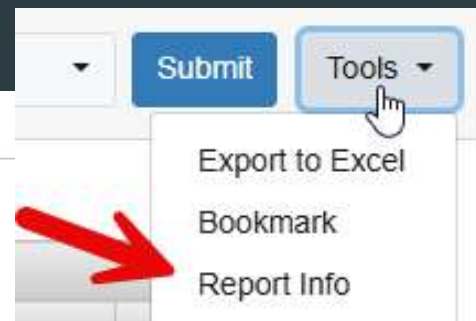
- InterchangeStaffAssociation
 - Staff Education Org Employment Association Extension Complex Type – 30050
 - Payroll Extension Complex Type – 30060
 - Responsibilities Extension Complex Type – 30090
- InterchangeStudent
 - Student Extension Complex Type – 110

Definitions:

- Enrollment – Total student enrollment reported on Fall PEIMS Snapshot

Calculations:

- FTE – Sum of all FTEs reported with that role id (E0721)
- FTE Calculation is a two step process for FTEs by Role ID:
 - First, **Employee FTE** determines if full-time or part-time staff based upon 30050 – StaffEducationOrgEmploymentAssociationExtension
 - If the number of days employed (E0160) is greater than or equal to 187, the FTE is a decimal number created by taking the percent of day employed (E0760) divided by 100
 - If the number of days employed (E0160) is less than 187, the FTE is a decimal number created by taking (percent of the day employed / 100) x (the number of days employed) all divided by 187
 - **FTE by Role ID** is the Partial FTE (PFTE) calculation and is the per 30090-StaffResponsibilitiesExtension FTE calculated as the portion of the **Employee FTE** that is spent in the specific role. There are four types of PFTE calculations depending upon staff type – Instructional, Non-Instructional and a mixture of the two. Reference TEA [TIPS for Calculating Staff FTEs](#).
- Student/Staff FTE Ratio – Total Student Enrollment / Total Staff



Staff Custom Reports

District Name: Tomball ISD
District ID: 101921

2025 - 2026 All Roles (74) [Submit](#) [Tools](#)

Staff Responsibility Review

Show [25](#) entries [Column Options](#) [Focus List](#) [SQL](#) [D](#) Search:

Staff ID	TX Unique Staff ID	Year	Last Name	First	Mid	Gender	Eth / Race	ROLE ID (Fall)	Campus	Program Intent	Function	Object	Payroll Activity	Population Served	FTE Per Record	Monthly Minutes	Service ID	Class ID Number	Class Type	# Students in Class
25-26	25-26	25-26	25-26	25-26	25-26	25-26	25-26	25-26	25-26	25-26	25-26	25-26	25-26	25-26	25-26	25-26	25-26	25-26	25-26	25-26
								003		99	23	6119, 6139	79, 80	01	2.000		SS003000	+++++		
								008		99	31	6119	80	01	1.000	9600	SS007000	+++++		
								087		11, 91, 99	11, 36	6119	02, 80		0.334	1040	03010200	00000000805689	01	30
								087		11, 91, 99	11, 36	6119	02, 80		0.296	920	03010200	00000000805479	02	6

Filter on Role ID
Bookmark to others that may need
to review

Staff Custom Reports

2 Years Selected ▾

All Campuses ▾

Material Change 5 %

Submit

Fall PEIMS Finance/Staff Data Review for All Campuses

District Name		
Co. District #		
District PEIMS Coordinator		
Fall PEIMS Collection	24-25	25-26
Budget Data Review (Summary) *		
Total Revenue (General Fund)	\$217,971,829.00	\$238,300,000.00
Total Other Sources (General Fund)	\$0.00	\$0.00
Total Expenditures (General Fund)	\$228,225,032.00	\$240,605,806.00
Total Other Uses (General Fund)	\$0.00	\$0.00
Surplus (Deficit) (General Fund)	-\$10,253,203.00	-\$2,305,806.00
Total Revenue (All Funds)	\$289,564,829.00	\$328,627,000.00
Total Other Sources (All Funds)	\$0.00	\$0.00
Total Expenditures (All Funds)	\$301,944,736.00	\$331,107,881.00
Total Other Uses (All Funds)	\$0.00	\$0.00
Surplus (Deficit) (All Funds)	-\$12,379,907.00	-\$2,480,881.00

Budget Expenditure Review PDM1-100-009 (General Fund Exp by PIC)

Multi-year selection
Adjust the Material Change
Percentage

HB2 Teacher Retention Allotment - Staff Detail Reports

The screenshot displays the OnDataSuite interface. On the left, a sidebar lists report categories: 'Teacher Incentive Allotment (TIA) Reporting', 'Teacher Retention Allotment (TRA) Reports' (with a 'New Report' link), 'Potential TRA Teacher PFTE Roster' (with a 'New Report' link), 'Potential TRA Teachers with Multiple Role IDs' (with a 'New Report' link), and 'Teacher Retention Allotment Count'. On the right, a 'Staff Data Validation' window is open, listing several reports: 'Fall CTE Class Service ID's With Less Than 45 Minutes', 'Inaccurate Role ID Reporting to PEIMS', 'Payroll to Responsibility Campus Mismatch', 'Payroll PIC to Responsibility Pop Served Mismatch' (with an 'Updated Report' link), 'Responsibility Pop Served to Payroll PIC Mismatch' (with an 'Updated Report' link), 'Sped Student Age Range Staff Verification Post 2024', 'Special Education Grade Level Staff Verification Pre 2025', 'Teacher Responsibilities Reporting Less than Four Hours per Day' (with a 'New Report' link and a purple border), and 'Unaffiliated Staff'.

Reports are designed to check the Teacher Retention Allotment eligibility for Fall PEIMS identification

HB2 Teacher Retention Allotment - Staff Report Example

2024-2025

All Campuses Selected (24)

All Years Prof Exp Selected...

Submit

Potential TRA Teacher PFTE Roster for Year 24-25 for All Campuses

Rows100

Search

TX Unique Staff ID	Last Name	First Name	Middle Name	Gender	Ethnicity/Race	Campus/Organization	Years Prof Experience	Role Id/Staff Classification	Total PFTE
1000376746	Last Name	First Name	Middle Name	Female	White	(999001045) - Watto Middle School	23	(087) - Teacher	1.0001
1000376766	Last Name	First Name	Middle Name	Male	White	(999001002) - Luke Skywalker High School	09	(087) - Teacher	0.9999
1000376823	Last Name	First Name	Middle Name	Female	Black or African American	(999001115) - Bail Organa Elementary School	16	(087) - Teacher	1.0000
1000376858	Last Name	First Name	Middle Name	Male	Hispanic/Latino	(999001002) - Luke Skywalker High School	34	(087) - Teacher	1.0001
1000376901	Last Name	First Name	Middle Name	Female	White	(999001117) - Anakin Skywalker Elementary School	09	(087) - Teacher	0.9999
1000376943	Last Name	First Name	Middle Name	Female	White	(999001115) - Bail Organa Elementary School	09	(087) - Teacher	1.0000
1000376948	Last Name	First Name	Middle Name	Female	White	(999001108) - Watto Elementary School	11	(087) - Teacher	
1000376951	Last Name	First Name	Middle Name	Female	White	(999001111) - General Crix Madine Elementary Sch	20	(087) - Teacher	1.0000

Staff members under PFTE .5 will be highlighted in RED

HB2 Teacher Retention Allotment

HB2 Teacher Retention Allotment Estimates for Year 2024 - 2025

Total Fall Student Enrollment: 20,257

		2024 - 2025 School Year					
District/Campus	Years of Professional Experience	Number of Eligible Teachers	Eligible Teachers Total PFTes	Per Teacher Allotment	Total Allotment	Total Base Salary	Average Base Salary
Learning ISD	0 - 2	125	123.197	\$0.00	\$0.00	XXX	XXX
Learning ISD	3- 4	156	154.842	\$2,500.00	\$390,000.00	XXX	XXX
Learning ISD	5 or more	920	906.836	\$5,000.00	\$4,600,000.00	XXX	XXX
Total					\$4,990,000.00	XXX	XXX

Provides estimates for TRA based Fall PEIMS Responsibility Record Data - current estimates based upon 2024-25 prior to TEA release of new TRA PEIMS elements and reporting guidance:

TEA released TWEDS updates of new TRA elements for 25-26 - Sept 2.

TSDS updates incorporating the new elements related to this reporting projected in the TEA IODS in October.

ODS updates will be incorporated once the new elements are being reporting in the TEA IODS.

Salary columns will populate based on user permissions

Additional TRA validation reports are available in STAFF>Teacher Retention



ODS HELP Resources

Utilize the Help Center Resource!

Found in upper right-hand corner of the screen

OnPoint ▾ Dashboards My Dashboards Student Assessment Staff Finance Accountability Ed-Fi Rules XML Review

Help Ticket

OnDataSuite™

How can we help?

Search the knowledge base...

I ❤️ PEIMS

File Center

If you have questions about any file that needs to be loaded into your OnDataSuite account, this is the place to start. Every file requirement is explained in detail in this section.

- File Center Associating Files to Reporting Tabs
- File Center Data Reconciliation
- File Center Email Notifications
- File Center Verifying Upload
- File Center Status

[View all →](#)

Getting Started

If you are just getting started with your OnDataSuite setup or you want to see if you missed anything, we highly recommend you take a peek in this section. Articles found in this section were hand picked to help you get up and running in no time.

- Logging into OnDataSuite
- About OnDataSuite
- How to add a new user
- Suggested User Access Privileges

[View all →](#)

ED-Fi

- Go Live 2024-2025 Status
- OnDataSuite Ed-Fi Overview – Q & A (2024-2025 and Beyond)
- TEA Ed-Fi IODS Connection
- Ed-Fi Rules
- XML Review for 2024-2025

[View all →](#)

Data Management

- File Center How to Upload
- Redaction Policy
- Loading TSDS – PEIMS – District Level
- Loading TSDS XML or CSV – Class Roster

Reporting Areas

- Student Menu
- Student Data Validation
- STAAR Equity Gap Report

[View all →](#)

Zoom Training Agenda's

We are committed to helping our clients. Every year we provide FREE virtual training sessions to our users. Our users can reference specific, key training session items in this section.

Helpful Articles

- Private: 2023 A-F Reporting Update Log
- 2024 A-F Reporting Update Log
- Logging into OnDataSuite
- Loading TSDS – PEIMS – District Level
- Loading District – CCMR EWS Supplement Files
- Loading TSIA – TSIA2 (Accuplacer)
- Loading TEAL – CCMR Verifier / Listing File
- 2021-2022 Civil Rights Data Collection (CRDC) Report Center
- Loading – ACT (High School) Files
- HB3 Outcome Bonus (CCMR) Graduate Funding Estimates – FAQs
- OnSync set up for PEIMS & CCMR EWS Supplement Files
- Loading College Board – SAT
- CCMR EWS Crosswalk
- CCMR EWS Industry Based Certification (IBC) Update for 2022-2023 Accountability Reporting
- New CTE FTE Weighted Tier Courses (HB1525 as of 21-22)
- Common Assessment File Format Specifications

OnDataSuite®

Upcoming Finance Sessions

Additional deep dives into specific Staff area reporting are scheduled.
Use the Training - Webinars (Future search for Staff) to identify sessions.

<input checked="" type="radio"/> Past	Keyword Search	Category	Dates
<input checked="" type="radio"/> Future	<input type="text" value="staff"/>	All Categories	All Dates

Fall PEIMS - Staff Data Review, September 30, 2025 2:00 PM	PEIMS/SDS
<p>Focus of this workshop is to review Fall PEIMS Staff data and impact to Fall PEIMS reporting. Session will cover validation and custom reports to assist in accurate reporting in areas such as responsibility records, payroll program intent codes and staff FTEs.</p> <p>Target Audience: Finance, HR, PEIMS Staff</p> <p>Register Share Edit Delete</p>	09/30/2025 02:00 PM
Fall PEIMS Staff Data - Writing Queries in the Staff Report Center, September 30, 2025 3:00 PM	PEIMS/SDS
<p>This new session will take a deep dive into how to utilize the Staff Report Center or "ad-hoc" reporting to build Fall PEIMS staff data queries for data requests and/or data review.</p> <p>Target Audience: Finance, HR, PEIMS Staff</p> <p>Register Share Edit Delete</p>	09/30/2025 03:00 PM
OnDataSuite and TIA, October 7, 2025, 10:00 AM	Functions
<p>The file center in OnDataSuite, your data warehouse has many of the files needed for TIA, learn how to build a report to match different plans and needs for TIA and look at reports already created for TIA and Staff.</p> <p>Target Audience: All Users</p> <p>Register Share Edit Delete</p>	10/07/2025 10:00 AM



Impacts of Staff Reporting

PIC Codes on Payroll determine fund allocation.

Can impact district FIRST rating

CTE Funding

Early Education

Teacher Retention Allotment - allotment will be determined based on information from Fall PEIMS Staff reporting

Percent of overall expenditures is Payroll

Class Count for staffing

Who works with this information?

Establish a review plan with HR, Payroll, Position Control

Don't forget the Master Schedule!

Q&A / Follow-Up

We thank you for your time today and appreciate your feedback.

Utilize the ODS Ticket System for on-going follow-up/questions/issues/requests!

