



Compensatory Education Funding
Census Tiers Fall PEIMS

October 30, 2025

Agenda

Overview of using OnDataSuite (ODS) Finance and Student reporting as it relates to HB3 Compensatory Education Funding. The ODS reporting is primarily based upon the data fields of Economic Disadvantaged, Census Block, Homeless Status and Pregnancy Related Services.

- Overview of Ed-Fi / File Loading to ODS

- Overview of Compensatory Education Funding

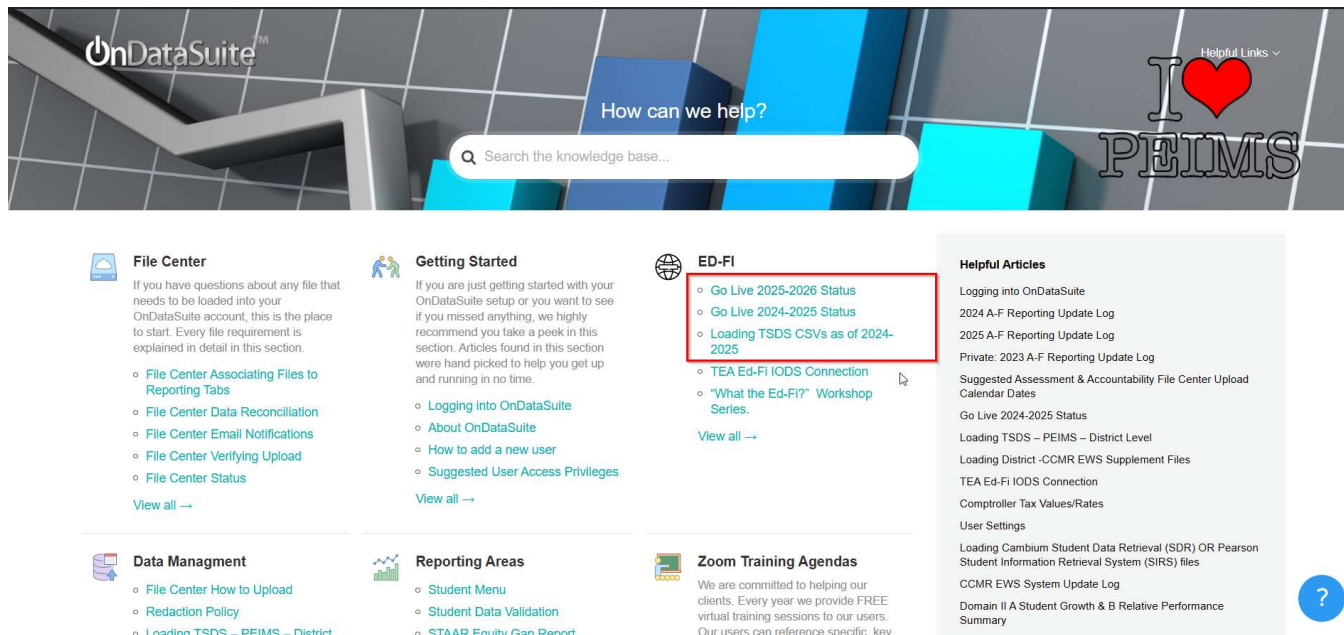
- HB3 Compensatory Education Reports

- Resources



OnDataSuite Resources – Ed-Fi Status

Documentation References: <https://kb.ondatasuite.com> *Note: same menu accessible from Help option in OnDataSuite.



OnDataSuite™

How can we help?

Search the knowledge base...

Helpful Links ▾

I ❤️ PEIMS

File Center

If you have questions about any file that needs to be loaded into your OnDataSuite account, this is the place to start. Every file requirement is explained in detail in this section.

- File Center Associating Files to Reporting Tabs
- File Center Data Reconciliation
- File Center Email Notifications
- File Center Verifying Upload
- File Center Status

[View all →](#)

Getting Started

If you are just getting started with your OnDataSuite setup or you want to see if you missed anything, we highly recommend you take a peek in this section. Articles found in this section were hand picked to help you get up and running in no time.

- Logging into OnDataSuite
- About OnDataSuite
- How to add a new user
- Suggested User Access Privileges

[View all →](#)

ED-FI

- Go Live 2025-2026 Status
- Go Live 2024-2025 Status
- Loading TSDS CSVs as of 2024-2025
- TEA Ed-Fi IODS Connection
- "What the Ed-Fi?" Workshop Series.

[View all →](#)

Data Management

- File Center How to Upload
- Redaction Policy
- Loading TSDS – PEIMS – District

Reporting Areas

- Student Menu
- Student Data Validation
- STARR Facility Can Report

Zoom Training Agendas

We are committed to helping our clients. Every year we provide FREE virtual training sessions to our users. Our users can reference specific, key

Helpful Articles

- Logging into OnDataSuite
- 2024 A-F Reporting Update Log
- 2025 A-F Reporting Update Log
- Private: 2023 A-F Reporting Update Log
- Suggested Assessment & Accountability File Center Upload Calendar Dates
- Go Live 2024-2025 Status
- Loading TSDS – PEIMS – District Level
- Loading District –CCMR EWS Supplement Files
- TEA Ed-Fi IODS Connection
- Comptroller Tax Values/Rates
- User Settings
- Loading Cambium Student Data Retrieval (SDR) OR Pearson Student Information Retrieval System (SIRS) files
- CCMR EWS System Update Log
- Domain II A Student Growth & B Relative Performance Summary

?



ODS 25-26 Staff related reporting status

How to identify latest Ed-Fi “promoted” data

Lower Right footer Latest TEA Ed-Fi Pull: data/time stamp

Every ODS page has a black footer and if TEA Ed-Fi data is flowing it is noted on the lower corner

For details on the last 30 days related to Ed-Fi pulls, drill into the link:

© 2025, On Data Suite

Latest TEA Ed-Fi IODS Pull: 09/14/2025 01:15 AM

Date	IODS Year	Pull Time	Pull Type
09/15	24-25, 25-26	Next Schedule @ 1:15 AM	Automated/Scheduled
09/14	25-26	1:15 AM - 1:22 AM	Automated/Scheduled
09/14	24-25	1:15 AM - 1:30 AM	Automated/Scheduled
09/13	25-26	1:15 AM - 1:46 AM	Automated/Scheduled Full Pull
09/13	24-25	1:15 AM - 1:59 AM	Automated/Scheduled
09/12	25-26	2:29 PM - 2:45 PM	Full
09/12	25-26	1:15 AM - 1:21 AM	Automated/Scheduled
09/12	24-25	No Changes Found in TEA IODS	Automated/Scheduled
09/11	24-25	No Changes Found in TEA IODS	Automated/Scheduled
09/11	25-26	1:15 AM - 1:17 AM	Automated/Scheduled
09/09	24-25	No Changes Found in TEA IODS	Automated/Scheduled
09/09	25-26	1:55 AM - 1:58 AM	Automated/Scheduled
09/08	25-26	1:55 AM - 2:00 AM	Automated/Scheduled
09/08	24-25	1:55 AM - 2:05 AM	Automated/Scheduled
09/07	25-26	1:55 AM - 2:00 AM	Automated/Scheduled
09/07	24-25	1:55 AM - 2:05 AM	Automated/Scheduled
09/06	24-25	No Changes Found in TEA IODS	Automated/Scheduled
09/06	25-26	1:55 AM - 1:56 AM	Automated/Scheduled



ODS 25-26 Staff related reporting status

How to identify latest Ed-Fi “promoted” data

- For specific submission details – reference the File Center
- File Center – Data Sources – TSDS Ed-Fi section:

The screenshot shows the 'File and Upload Center' interface. The 'Data Sources' tab is active, displaying a grid of submission categories. The 'TSDS Ed-Fi' category is highlighted with a red box. Below the grid is a table of submissions with columns for Submission Name, Submission, Status, and Date Promoted. The first row is highlighted with a red box, and an arrow points from the 'Info' link in the 'Date Promoted' column to the explanatory text on the right.

Submission Name	Submission	Status	Date Promoted
API_SUMMER_2024_09_17_02_37_37	Summer	Preliminary	2024-09-17
API_FALL_2024_09_17_01_59_44	Fall	Preliminary	2024-09-17
API_CSIV_2024_09_17_01_59_36	Charter School Waitlist	Preliminary	2024-09-17

Use the **Info** link on the individual submission for details on the Category – Sub-category – Domain – Entity as reported (**Records**) to TEA IODS and **Promoted** (in OnDataSuite)

ODS 25-26 Staff related reporting status

How to identify latest Ed-Fi “promoted” data

- File Center _ TSDS Ed-Fi _API_FALL Info Ex:

The screenshot shows the OnDataSuite interface for the 2025-2026 School Year. The filter bar indicates the data is for the 'Fall' term, 'Preliminary' status, and as of '2025-09-09'. The 'Info' link is highlighted with a red arrow.

Education Organization				
Subcategory (Code)	Domain	Entity	Promoted	Records
Local Education Agency (10010)	Education Organization	LocalEducationAgency	1	1,292
Local Education Agency	Education Organization	GiftedTalentedProgram	0	1,292
Local Education Agency	Education Organization	ProgramsOfStudy	0	1,292
Campus (10020)	Education Organization	School	25	22,689
SSA Organization Association (10011)	Education Organization	SSAOrgAssociationExt	2	3

Student				
Subcategory (Code)	Domain	Entity	Promoted	Records
Student Basic Information (40100)	Student Identification and Demographics	Student	22,606	23,345
Enrollment (40110)	Enrollment	StudentSchoolAssociation	22,654	22,722
Student Basic Information (40100)	Student Identification and Demographics	PostSecondaryCertification	591	593
Student Basic Information (40100)	Student Identification and Demographics	StudentEducationOrganizationAssociation - Demographics	22,606	23,345
School Leaver (40203)	Prior Year Leaver	PriorYearLeaver	2,372	2,375
Special Education Program (41163)	Alternative and Supplemental Services	StudentSpecialEducationProgramAssociation	2,963	2,992

Staff - Campus Course Section				
Subcategory (Code)	Domain	Entity	Promoted	Records
Staff Basic Information (30040)	Staff	Staff	4,276	4,277
Staff Demographics (30043)	Staff	Staff	4,039	4,277
Employment Payroll Summary (30050)	Staff	StaffEducationOrganizationEmploymentAssociation	4,059	4,139
Contracted Instructional Staff (30055)	Finance	ContractedInstructionalStaffTEExt	0	0
Payroll (30060)	Finance	PayrollExt	13,344	13,344
Responsibility (30090)	Staff	StaffEducationOrganizationAssignmentAssociation	36,785	1,039
Course Section (50300)	Teaching and Learning	Section	Dep	12,823
Course Section (50300)	Teaching and Learning	Course	Dep	1,743
Course Section (50300)	Teaching and Learning	CourseOffering	Dep	18,589
Responsibility (30090)	Teaching and Learning	StaffSectionAssociation	10,876	15,677
Teacher Class Assignment (30305)	Teaching and Learning	StaffSectionAssociation	42,481	15,677

Finalize 24-25 Data





For the highest level of accuracy, it is strongly recommended to load TSDS CSV files to ODS. Until Ed-Fi promotion is stabilized and current for all submissions, this will ensure that the information in ODS is reflective of the information submitted to TEA for 24-25.

PEIMS Coordinator will be able to generate a CSV file in TSDS for all the PEIMS submissions (Fall, MidYear, Summer, Extended) and load directly to OnDataSuite. *Core Collections have recently become available from TEA to download.*

<https://kb.ondatasuite.com/knowledge-base/loading-tds-csvs-as-of-2024-2025/>



Finalize 24-25 Data

File Name	Submission	Status	Uploaded By	Date Uploaded	Reload Date
2024 - 2025 School Year					
015915_2025_Fall_484_250905123508.xml	Fall	Final		2025-09-05	Info 
015915_2025_Mid-Year_484_250905123307.xml	Mid Year	Final		2025-09-05	Info 
015915_2025_Extended_484_250904084353.xml	Extended	Final		2025-09-04	Info 
015915_2025_Summer_484_250807093844.xml	Summer	Final		2025-08-10	Info 

<input type="checkbox"/> Off	PEIMS Sub 1 - Fall	January 16th, 2025	February 6th, 2025	02/06/2025	Promote Fall
<p>This collection has been disabled because a CSV file was uploaded. To re-enable it, please delete the associated CSV file and reactivate the collection. File: 015915_2025_Fall_484_250905123508.xml uploaded on September 5th, 2025</p>					
<input checked="" type="checkbox"/> On	Early Childhood Data System Collection (ECDS) - KG	February 13th, 2025		02/13/2025	Promote ECDS - KG
<input type="checkbox"/> Off	PEIMS Sub 2 - MidYear	February 13th, 2025	February 27th, 2025	02/27/2025	Promote Mid-Year
<p>This collection has been disabled because a CSV file was uploaded. To re-enable it, please delete the associated CSV file and reactivate the collection. File: 015915_2025_Mid-Year_484_250905123307.xml uploaded on September 5th, 2025</p>					
<input checked="" type="checkbox"/> On	State Performance Plan Indicator 14 (SPPI-14)	February 20th, 2025		02/20/2025	Promote SPPI-14
<input checked="" type="checkbox"/> On	Class Roster Winter (CRW)	April 3rd, 2025		04/03/2025	Promote CRW
<input type="checkbox"/> Off	PEIMS Sub 3 - Summer	June 19th, 2025	July 22nd, 2025	07/22/2025	Promote Summer
<p>This collection has been disabled because a CSV file was uploaded. To re-enable it, please delete the associated CSV file and reactivate the collection. File: 015915_2025_Summer_484_250807093844.xml uploaded on August 10th, 2025</p>					

Data Sources

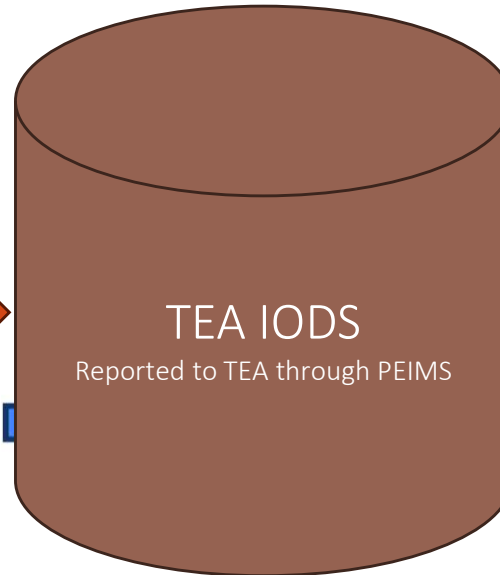
Student Information Systems (SIS)

- Attendance/Enrollment
- Leavers (Graduates)
- Course Completions
- Special Populations

Business Information Systems (BIS/ERP)

- Staff demographics
- Payroll
- Budget
- Actuals

API



API

OnDataSuite
Promoted using same logic
as TEA PEIMS

 OnDataSuite®

HB3 Compensatory Education

State Compensatory Education (SCE)/Comp Ed Funding (reference [TEC 48.104](#)) SCE Allotments are state funds, for supplemental programs and services, allocated to LEAs for 3 primary subpopulations:

Individual Student coding determines funding eligibility:

- 1. For each student who **does not have a disability and resides in a residential placement facility in a district in which the student's parent or legal guardian does not reside**, a district is entitled to an annual allotment equal to the basic allotment multiplied by 0.2 or, if the student is educationally disadvantaged, 0.275.
- 2. **For each full-time equivalent student who is in a remedial and support program under Section 29.081 because the student is pregnant**, a district is entitled to an annual allotment equal to the basic allotment multiplied by 2.41.
- 3. For each student who is **educationally disadvantaged (economically disadvantaged)** AND resides in an economically disadvantaged **census block group** as determined by the commissioner is entitled to an annual allotment equal to the Basic Allotment x the weighted tier (**Census Block Tiers**) assigned to the individual student's census block group.

<https://kb.ondatasuite.com/knowledge-base/fall-peims-comp-ed-funding-state-compensatory-education-funding-eligibility-and-reporting-requirements/>



HB3 Compensatory Education

Eligible students are determined to be educationally disadvantaged and are reported in the PEIMS Fall submission with a Student Census Block Group as defined in the [TSDS Web-Enabled Data Standards \(Reference section DR6 of the Student Entity\)](#)

•**STUDENT-CENSUS-BLOCK-GROUP must be reported for students who are:**

- economically disadvantaged (ECONOMIC-DISADVANTAGE-CODE 01, 02 or 99),
- **AND** enrolled on the PEIMS Fall snapshot date (last Friday in October) date (AS-OF-STATUS-CODE B, D, F, or X),
- **AND** eligible for ADA (ADA-ELIGIBILITY-CODE 1, 2, 3, 6, 7 or 9)
- **AND** student is not homeless (HOMELESS-STATUS-CODE 0)
- **AND** includes students (with or without a disability) who reside in a residential facility if they are regularly assigned to the LEA (STUDENT-ATTRIBUTION-CODE <> 21 or 23)

•**STUDENT-CENSUS-BLOCK-GROUP must NOT be reported for students who are:**

- not economically disadvantaged (ECONOMIC-DISADVANTAGE-CODE 01, 02 or 99)
- **OR** not enrolled on the PEIMS Fall snapshot date (last Friday in October),(AS-OF-STATUS-CODE A, C, E G, or X),
- **OR** not in membership, (except students enrolled, not in membership due to virtual learning)
- **OR** ineligible for ADA,
- **OR** homeless,
- **OR** residing in a residential facility but are not regularly assigned to the district.

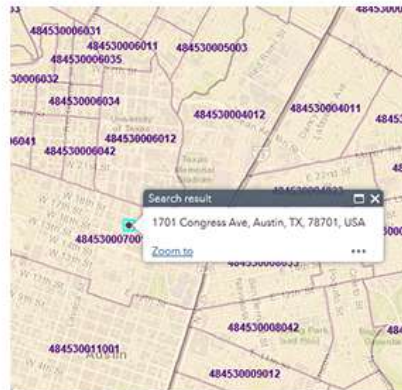


HB3 Compensatory Education

Census Block Group Tools

HB3 requires that Texas Local Education Agencies (LEAs) report a census block group number for each economically disadvantaged student. TEA has created two tools to determine this information.

Final 24-25 loaded
May 2025



Related Content

Technical Assistance

If you have technical issues with either of the tools, please submit a TIMS ticket or email TSDSCustomerSupport@tea.texas.gov .

State Funding

- [Census Block Tier Mapping for 2026 \(Preliminary\)](#)
- [Census Block Tier Mapping for 2025](#)
- [Census Block Tier Mapping for 2024](#)
- [Census Block Tier Mapping for 2023](#)
- [Census Block Tier Mapping for 2022](#)
- [Census Block Tier Mapping for 2021](#)

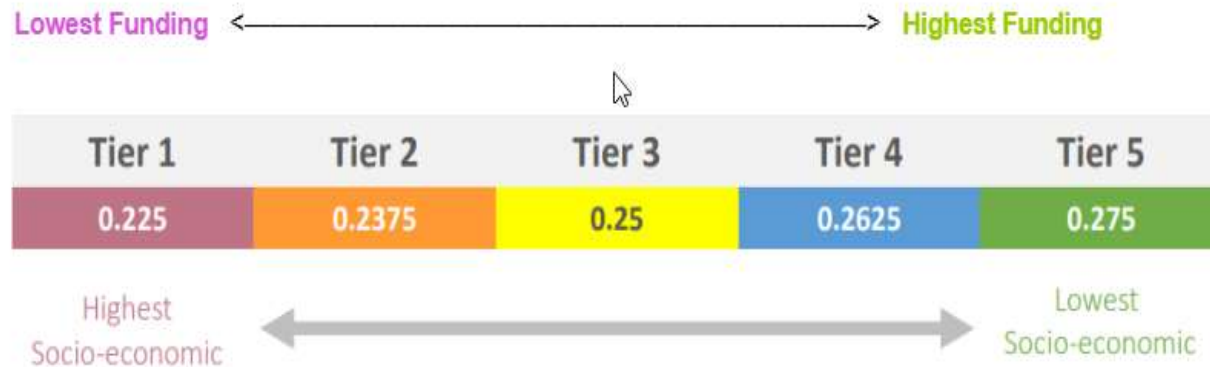
<https://tea.texas.gov/texas-schools/general-information/census-block-group-tools>

 OnDataSuite®

HB3 Compensatory Education

Census Block Tiers are assigned to **Census Block Groups** based upon the severity of poverty using the following factors:

- (1) poverty measured by median household income,
- (2) average educational attainment of population,
- (3) percentage of single parent households, and
- (4) the rate of home-ownership
- (5) Other criteria determined to likely disadvantage students' success (e.g., automatic Tier 5 for homeless students and students in residential facility not regularly assigned to LEA)



HB3 Compensatory Education without Census Block

Residential Placement Facility – parent does not reside in district, Eco Dis students: student's assigned Tier

5 funding effective 2020-2021 based upon meeting all 5 criteria:

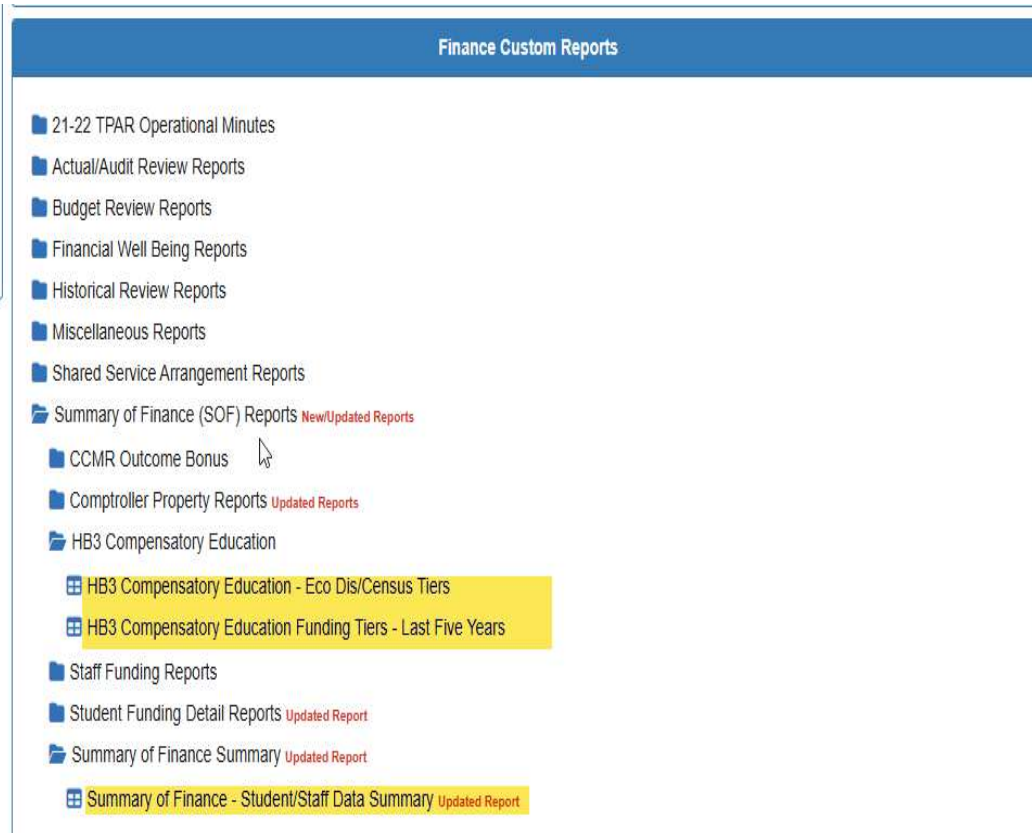
- Student Attribution (E1000) = 21 or 23 AND
- Economic Disadvantage (E0785) = 01, 02, 99 AND
- As of Status Code (E1002) = B, D, F or X AND
- ADA Eligibility (E0787) = 1, 2, 3, 6, 7 or 9 AND
- Homeless (E1082) = 0

Homeless: student's assigned Tier 5 funding effective 2020-2021 based upon meeting all 5 criteria:

- Homeless (E1082) = 2, 3, 4 or 5 AND
- Economic Disadvantage (E0785) = 01, 02 or 99 AND
- ADA Eligibility (E0787) = 1, 2, 3, 6, 7 or 9 AND
- As of Status (E1002) = B, D, F or X AND
- Student Attribution (E1000) <> 21 or 23.

If a census block group is not identified for an address (ie. new addresses/developments), eligible student(s) will be assigned the lowest funded tier weight (0.225) (*Tier 1*)

Finance – Summary of Finance Reporting



The screenshot shows a web application interface with a blue header bar labeled "Finance Custom Reports". Below the header is a list of report categories, each with a blue folder icon. The categories are: 21-22 TPAR Operational Minutes, Actual/Audit Review Reports, Budget Review Reports, Financial Well Being Reports, Historical Review Reports, Miscellaneous Reports, Shared Service Arrangement Reports, Summary of Finance (SOF) Reports (with a red "New/Updated Reports" tag), CCMR Outcome Bonus, Comptroller Property Reports (with a red "Updated Reports" tag), HB3 Compensatory Education, Staff Funding Reports, Student Funding Detail Reports (with a red "Updated Report" tag), Summary of Finance Summary (with a red "Updated Report" tag), and Summary of Finance - Student/Staff Data Summary (with a red "Updated Report" tag). Two items are highlighted with yellow boxes: "HB3 Compensatory Education - Eco Dis/Census Tiers" and "HB3 Compensatory Education Funding Tiers - Last Five Years".

- 21-22 TPAR Operational Minutes
- Actual/Audit Review Reports
- Budget Review Reports
- Financial Well Being Reports
- Historical Review Reports
- Miscellaneous Reports
- Shared Service Arrangement Reports
- Summary of Finance (SOF) Reports New/Updated Reports
- CCMR Outcome Bonus
- Comptroller Property Reports Updated Reports
- HB3 Compensatory Education
 - HB3 Compensatory Education - Eco Dis/Census Tiers
 - HB3 Compensatory Education Funding Tiers - Last Five Years
- Staff Funding Reports
- Student Funding Detail Reports Updated Report
- Summary of Finance Summary Updated Report
- Summary of Finance - Student/Staff Data Summary Updated Report

Data Sources:
Fall PEIMS Data

Student Data Summary – identifies data source as TEA or Estimate

Finance: HB3 Compensatory Ed – Eco Dis/Census Tiers

2025 - 2026 All Campuses (15) Grades Selected Select Focus List (Optional) Submit Campus Summary Tools

HB3 Compensatory Education - Eco Dis/Census Tiers for 2025 - 2026 All Campuses Grades EE, PK, KG, 01, 02, 03, 04, 05, 06, 07, 08, 09, 10, 11, 12

Age / Grade	Economic Disadvantaged Census Tiers							Total	
	Tier 1	Tier 2	Tier 3	Tier 4	Tier 5		Residential Placement Facility - Parent does not reside in district. Eco Dis Students		
	Census Block (Geoid)	TEXAS Census Block (Geoid) Reported - Lowest Funded Tier Default *	Census Block (Geoid)	Census Block (Geoid)	Census Block (Geoid)	Census Block (Geoid)		Homeless	
EE	6	0	4	0	0	0	0	0	10
PK	7	0	3	1	0	1	0	0	12
KG	121	0	46	6	6	7	1	0	187
01	166	0	68	16	4	14	1	0	269
02	185	0	97	12	8	19	2	0	323
03	200	0	89	18	11	11	2	0	331
04	206	0	79	10	5	22	2	0	324
05	223	0	100	9	9	22	2	0	365
06	214	0	89	16	8	20	0	0	347
07	215	0	103	10	3	14	1	0	346
08	216	0	104	13	5	19	1	0	358
09	217	0	122	13	11	11	2	1	377
10	181	0	100	9	10	17	3	0	320
11	179	0	86	10	8	12	1	0	296
12	216	0	80	6	6	14	4	0	326
Total	2,552	0	1,170	149	94	203	22	1	4,191
Tier Total	2,552		1,170	149	94	226			
Grand Total	4,191								

* Reference Report Notes for details on this data.

Option for Grade or Campus Summary

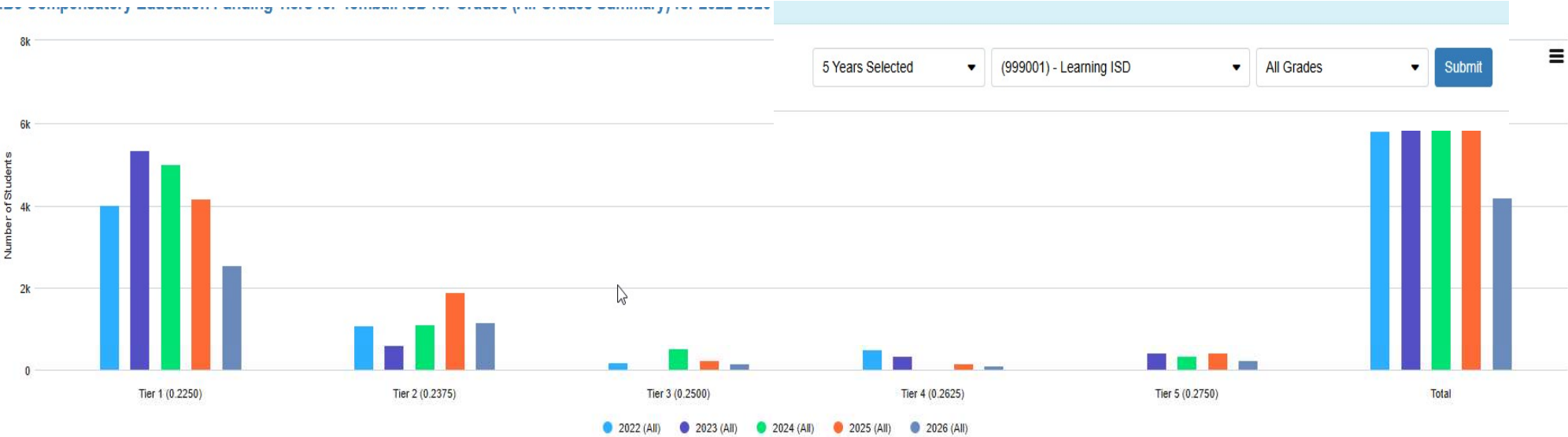


Finance: HB3 Compensatory Ed – Eco Dis/Census Tiers

Census Block Tiers are determined by GeoCode assigned to physical address
 Column for those eligible for HB3 Comp Ed without Census Block

Economic Disadvantaged Census Tiers								
Tier 1		Tier 2	Tier 3	Tier 4	Tier 5			Total
Census Block (Geoid)	TEXAS Census Block (Geoid) Reported - Lowest Funded Tier Default *	Census Block (Geoid)	Census Block (Geoid)	Census Block (Geoid)	Census Block (Geoid)	Homeless	Residential Placement Facility - Parent does not reside in district. Eco Dis Students	

HB3 Comp Ed Funding Tiers



Funding Tier (Weighted Funding)	2021-2022	2022-2023	2023-2024	2024-2025	2025-2026
Tier 1 (0.2250)	4,014	5,353	4,997	4,167	2,552
Tier 2 (0.2375)	1,086	603	1,111	1,911	1,170
Tier 3 (0.2500)	183	14	521	239	149
Tier 4 (0.2625)	508	330	16	163	94
Tier 5 (0.2750)	19	408	334	407	226
Total	5,810	6,708	6,979	6,887	4,191

Finance – Summary of Finance

Finance Custom Reports

- 21-22 TPAR Operational
- Actual/Audit Review Rep
- Budget Review Reports
- Financial Well Being Rej
- Historical Review Repor
- Miscellaneous Reports
- Shared Service Arrangement Reports

State Compensatory Education (SCE) Counts	Based upon Eco Dis students and Census Block Group Reporting in Fall PEIMS Submission				
Tier 1 - 0.225 weight	(least disadvantaged tier) includes students reporting census block group codes not mapped to a tier	4,167	2,552	-1,615	-38.76%
Tier 2 - 0.2375 weight		1,911	1,170	-741	-38.78%
Tier 3 - 0.25 weight		239	149	-90	-37.66%
Tier 4 - 0.2625 weight		163	94	-69	-42.33%
Tier 5 - 0.275 weight	(most disadvantaged tier) includes Homeless students and Eco-Dis Res Fac students whose parents reside outside of district	407	225	-182	-44.72%
Total SCE Count		6,887	4,190	-2,697	-39.16%

- Summary of Finance (SOF) Reports
 - CCMR Outcome Bonus
 - Comptroller Property Reports
 - HB3 Compensatory Education
 - Student Funding Detail Reports
 - Summary of Finance Summary
 - Summary of Finance - Student Data Summary

Scroll down to State
Compensatory Education
Will match HB3 Comp Ed report

Finance – Summary of Finance

State Compensatory Education (SCE) Counts	Based upon Eco Dis students and Census Block Group Reporting in Fall PEIMS Submission				
Tier 1 - 0.225 weight	(least disadvantaged tier) includes students reporting census block group codes not mapped to a tier	4,167	2,552	-1,615	-38.76%
Tier 2 - 0.2375 weight		1,911	1,170	-741	-38.78%
Tier 3 - 0.25 weight		239	149	-90	-37.66%
Tier 4 - 0.2625 weight		163	94	-69	-42.33%
Tier 5 - 0.275 weight	(most disadvantaged tier) includes Homeless students and Eco-Dis Res Fac students whose parents reside outside of district	407	225	-182	-44.72%
Total SCE Count		6,887	4,190	-2,697	-39.16%

Total	2,552	0	1,170	149	94	203	22	1	4,191
Tier Total	2,552		1,170	149	94		226		
Grand Total	4,191								

Per TEA guidance **HB3 Update – Residential Facility Data Reporting and Funding Update** these students do not report Census Block data and the SCE allotment is calculated separate from Tier 1 – Tier 5 funding.

Finance – Summary of Finance PRS

State Compensatory Education (SCE) Counts		Based upon Eco Dis students and Census Block Group Reporting in Fall PEIMS Submission			
Tier 1 - 0.225 weight	(least disadvantaged tier) includes students reporting census block group codes not mapped to a tier	4,167	4,143	-24	-0.58%
Tier 2 - 0.2375 weight		1,911	1,781	-130	-6.80%
Tier 3 - 0.25 weight		239	240	1	0.42%
Tier 4 - 0.2625 weight		163	142	-21	-12.88%
Tier 5 - 0.275 weight	(most disadvantaged tier) includes Homeless students and Eco-Dis Res Fac students whose parents reside outside of district	407	412	5	1.23%
Total SCE Count		6,887	6,718	-169	-2.45%
Pregnant Student FTEs	Pregnancy Related students (PRS) FTE	0.262	n/d	0.000	0.00%
SCE Residential Facility Placement Enrollment	Non Eco-Dis Residential Facility students whose parents reside outside district	n/d	n/d	0	0.00%

Pregnancy Related Services FTE Report for 24-25 District/Campus Summary for Grade: All Grades Summary for All Instructional Tracks

Year	Translation	Instructional Tracks	First Six Weeks	Second Six Weeks	Third Six Weeks	Fourth Six Weeks	Fifth Six Weeks	Sixth Six Weeks	Refined Total
2024 - 2025	District Summary	7 Tracks	0.272 2	0.228 1	0.209 1	0.199 1	0.323 2	0.335 2	0.260 3

Report Drilldowns

- Each of report has drilldown functionality ([blue hyperlink](#))
 - Some will drill into a student list
 - Some will drill into the respective aggregate report
- Each Report has detailed explanations on data source, calculations, definitions and features under Tools – Report Info menu (upper right)

Report Information

- 40100 – Student Basic Information – Student Extension
- 40110 – Enrollment – Student School Association Extension

Census Block Tier Mapping for 20xx published by TEA.

**NOTE: The Census Tiers are mapped during TSDS Fall PEIMS file loads in OnDataSuite(ODS) based upon the Student Census Block Group and the respective year TEA Census Block Tier Mapping file .*

- Monitor the <https://kb.ondatasuite.com/knowledge-base/compensatory-education-census-tier-mapping-status/> for current year status of Census Block Tier Mapping updates in OnDataSuite.
- **As of 05/1/2025, OnDataSuite released the 24-25 Tier Mapping Updates received from TEA and reprocessed all Finance – Summary of Finance reporting related to HB3 Compensatory Education – Eco Dis/Census Tiers for 2024-2025. The ODS reports are now matching the TEA Summary Finance Campus Details on Compensatory Education for 24-25.**
- As of 07/28/2023, ODS loaded the 2024 file for preliminary estimates on 23-24 SCE funding. Per TEA NOTES tab from the file:
 - The intended purpose of this SCE spreadsheet is for Local Education Agency use for calculating their preliminary State Compensatory Education Allotment (SCE) for the 2024 school year.
 - This spreadsheet cannot be used as a final yearly calculation of your SCE allotment by campus or by district.
 - Only after submission of Fall PEIMS counts are reviewed and reconciled will a new and rebalanced SCE tier to Census Block Group Code spreadsheet be provided for final tier assignments. This means that the list of SCE tier to Census Block Group Code assignment may change later in the year once PEIMS data has been factored in and prior to SCE allotment funding.
- **2024-2025 school year reporting opened using the 2023-2024 final Census Block Group Tier Mapping from TEA. TEA's timeline to provide updates to the mapping for 24-25 is based upon Fall PEIMS reporting being finalized in February – March, 2025. Until then, these projections are estimates only pending any rebalancing of 24-25 tiers by TEA.**

Definitions:

Tier counts are provided in the following subsets:

- **Census Block (GeoID)** : student's residence census block SES Tier associated with the student's Fall PEIMS Census Block Group (E1648) information reported in PEIMS. Using the respective school year [Census Block Tier Mapping for 20xx State Funding](#) reference on the TEA Census Block Group Tools site to link the Census Block Group (E1648) to the reported SES Tier.
- **Census Block (GeoID) Reported – Lowest Funded Tier Default** :student's reporting a Census Block Group (E1648) in Fall PEIMS that is not assigned an SES Funding

Printable Page Close

Submit Campus Summary Tools

	Tier 5		Total
rk	Homeless	Residential Placement Facility <i>Parent does not reside in district Eco Dis Students</i>	
0	0	0	10
1	0	0	12
7	1	0	187
14	1	0	269
19	2	0	323
11	2	0	331
22	2	0	324
22	2	0	365
20	0	0	347
14	1	0	346
19	1	0	358
22	1	0	357

Student Data Validation

The screenshot shows the OnDataSuite interface. At the top, a blue navigation bar contains the following menu items: Student, Assessment, Staff, Finance, Accountability, Ed-Fi Rules, CRDC, and Snapshots. The 'Student' menu item is highlighted with a yellow box. Below the navigation bar is a 'Report Search' section with a search input field labeled 'Search for a Report'. Below that is a 'Student Data Validation' section, which is also highlighted with a yellow box. This section contains a list of validation reports, each with a blue folder icon. The following reports are listed: Course Completion Validation, Discipline Validation, Ed-Fi, Fall Pre-Validation Limited Scope Attendance Audit Review (TEA Desk Audit), FHSP Validation, Funding Data Validation, CTE/Tech Apps Course Completion Matrix with No CTE Contact Hours, Early Education Students With A Special Education Setting Of Mainstream, Fall CTE Class Service IDs With Less Than 45 Minutes, Fall Potential Compensatory Education Eco Dis/Census Tiers Miscoding, PK Students with September 1st Age of 5 Years Old Or Older Showing Enigible Days, and Prekindergarten Students Enrolled Without Proper PFIMS Code. The 'Funding Data Validation' and 'Fall Potential Compensatory Education Eco Dis/Census Tiers Miscoding' items are highlighted with yellow boxes. A mouse cursor is pointing at the 'Fall Potential Compensatory Education Eco Dis/Census Tiers Miscoding' item.

Student Data Validation

Fall Potential Compensatory Education Eco Dis/Census Tiers Miscoding for 2025-2026 and All Campuses and All Grades

Economically Disadvantaged Students Not Eligible	Homeless Students Not Eligible	Census Block Group Does Not Map to TEXAS Census Tier	Residential Placement Facility Students - Parents Do Not Reside in District - Not Eligible
--	--------------------------------	--	--

TX Unique Student ID	Local ID	Last	First	Gender	Grade	Ethnicity	D.O.B	Campus	Economic Disadvantage	ADA Eligibility	As of Status Code	Homeless	Student Attribution	Census Block Group
[Empty cells]									(01) - Eligible for free meals under the National School Lunch and Child Nutrition Program	(0) - Enrolled, not in membership	(X) - For All Students In Grades EE-06 (and first-time 7th graders) For Submission 1 - Grades EE-06 and first-time 7th graders enrolled in the district on the Fall As of Date For Submission 3 - Grades EE-06 only	(0) - Not homeless	(00) - No attribution	
									(02) - Eligible for reduced-price meals under the National School Lunch and Child Nutrition Program	(0) - Enrolled, not in membership	(X) - For All Students In Grades EE-06 (and first-time 7th graders) For Submission 1 - Grades EE-06	(0) - Not homeless	(00) - No attribution	



Student Data Validation

Fall Potential Compensatory Education Eco Dis/Census Tiers Miscoding for 2025-2026 and All Campuses and All Grades

Economically Disadvantaged Students Not Eligible	Homeless Students Not Eligible	Census Block Group Does Not Map to TEXAS Census Tier	Residential Placement Facility Students - Parents Do Not Reside in District - Not Eligible
Economically Disadvantaged Students Not Eligible			

Homeless Students Not Eligible

Rows 100 Search

TX Unique Student ID	Local ID	Last	First	Gender	Grade	Ethnicity	D.O.B	Campus	Economic Disadvantage	ADA Eligibility	As of Status Code	Homeless	Student Attribution	Census Block Group
									(01) - Eligible for free meals under the National School Lunch and Child Nutrition Program	(1) - Elig for full day attendance	(C) - Student was enrolled in the district within the school-start window and was not enrolled in the district on the fall as-of-date	(2) - Temporarily Doubled-up	(00) - No attribution	



Student Data Validation

Fall Potential Compensatory Education Eco Dis/Census Tiers Miscoding for 2025-2026 and All Campuses and All Grades

Economically Disadvantaged Students Not Eligible
Homeless Students Not Eligible
Census Block Group Does Not Map to TEXAS Census Tier
Residential Placement Facility Students - Parents Do Not Reside in District - Not Eligible

Census Block Group Does Not Map to TEXAS Census Tier

Rows: 100 Search:

TX Unique Student ID	Local ID	Last	First	Gender	Grade	Ethnicity	D.O.B	Campus	Economic Disadvantage	ADA Eligibility	As of Status Code	Homeless	Student Attribution	Census Block Group
									(01) - Eligible for free meals under the National School Lunch and Child Nutrition Program	(1) - Elig for full day attendance	(X) - For All Students In Grades EE-06 (and first-time 7th graders) For Submission 1 - Grades EE-06 and first-time 7th graders enrolled in the district on the Fall As of Date For Submission 3 - Grades EE-06 only	(0) - Not homeless	(00) - No attribution	4.8014e+011
									(01) - Eligible for free meals under the National School Lunch and Child Nutrition Program	(1) - Elig for full day attendance	(X) - For All Students In Grades EE-06 (and first-time 7th graders) For Submission 1 - Grades EE-06 and first-time 7th graders enrolled in the district on the	(0) - Not homeless	(00) - No attribution	4.82016e+011

Default to Tier 1



Ed-Fi Rules

Fatal Edit : 40100-0190 checks for missing Student Census Block Group numbers on eligible students: Students triggering this edit will result in potential **underreported Tier counts for HB3 Comp Ed**. *Add this count to the HB3 Grand Total* and ensure the students have a valid Census Block Group number in the next TSDS PEIMS Fall File uploaded into ODS.

Fatal Edit : 40100-0191 checks for Student Census Block Group numbers reported on ineligible students: Students triggering this edit will result in potential **overreported Tier counts for HB3 Comp Ed**. Ensure the students Census Block Group number is removed OR correct the Student criteria coding as required for reporting a Census Block Group in the next TSDS PEIMS Fall File uploaded into ODS. Students corrected to meet the requirements for reporting a Census Block Group reporting will be added to the HB3 Comp Ed Student Counts report.

If you are not seeing Fatal 40100-0190 you can build your own list using Student Report Center

Eco-Dis = 01, 02, 99

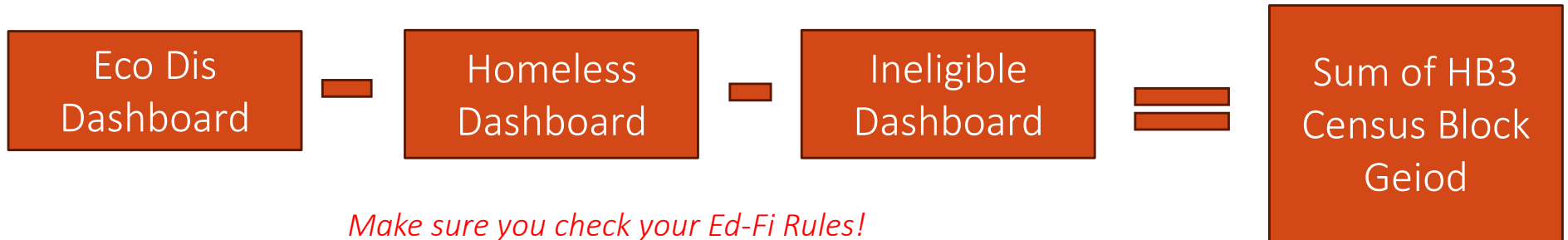
Homeless = 0

ADA Elig = 1,2,3,6,7

Attribution Code NE 21, 23



Fall Dashboard Reconciliation



Support and Training - OnDataSuite Knowledge Base

- <https://kb.ondatasuite.com/> or by clicking on Help from your OnDataSuite screen in the top right corner

The screenshot displays the OnDataSuite Knowledge Base website. At the top, a navigation bar includes links for Bookmarks, User Groups, My Custom Reports, Focus List, File Center, Support, Training, and Search. The user is logged in as '999001 - Learning ISD first name'. A secondary navigation bar lists various system modules: OnPoint, Dashboards, My Dashboards, Student, Assessment, Staff, Finance, Accountability, Ed-Fi Rules, XML Review, and CRDC. A 'Help' button is highlighted with a red box. Below this, a browser window shows the URL 'kb.ondatasuite.com' and a search bar with the text 'Search the knowledge base...'. The main content area features a large graphic with the text 'How can we help?' and 'I ❤️ PEIMS'. Below the search bar, there are four sections: 'File Center' (explaining where to load files), 'Getting Started' (for new users), 'ED-FI' (with links to 'Go Live 2024-2025 Status' and 'What the Ed-Fi? Workshop Series'), and 'Helpful Articles' (listing '2024 A-F Reporting Update Log' and 'Logging into OnDataSuite').

OnDataSuite®

OnDataSuite Training References

- <https://kb.ondatasuite.com/> or by clicking on Help from your OnDataSuite screen in the top right corner
- Training presentation available under
- Zoom Training Agendas



Zoom Training Agenda's

We are committed to helping our clients. Every year we provide FREE virtual training sessions to our users. Our users can reference specific, key training session items in this section.

The screenshot shows the OnDataSuite user interface. At the top right, a dark navigation bar displays the user ID '999001 - Learning ISD Jeffri' and icons for notifications, a calendar, and a menu. Below this is a blue bar with 'Help' and 'Ticket' buttons. A red arrow points from the 'Help' button to the URL 'kb.ondatasuite.com/knowledge-base/' in the browser's address bar. The main content area is a grid of help topics: 'File Center', 'Getting Started', 'ED-FI', 'Data Management', 'Reporting Areas', and 'Zoom Training Agendas'. The 'Zoom Training Agendas' section is highlighted with a red box and contains the text: 'We are committed to helping our clients. Every year we provide FREE virtual training sessions to our users. Our users can reference specific, key training session items in this section.'

OnDataSuite®

OnDataSuite Knowledge Base

- Select Zoom Training Agendas
 - Select Finance
 - *Select Fall PEIMS-Compensatory Education Funding*



Fall PEIMS - Compensatory Education Funding

This session is focused on Fall PEIMS data and OnDataSuite Compensatory Education Funding reports and verification tools. Explore reconciliation of PEIMS data reporting to Census Tier Mapping and impact on funding. Target Audience - Business/Finance Office / PEIMS staff

OnDataSuite™

Home > Zoom Training Agendas > Finance

Finance
Reports in OnDataSuite that are related to finance and finance training sessions

CCMR Outcome Bonus Funding Data Review
This session focuses on OnDataSuite resources related to tracking, estimating and comparing with TEA the CCMR Outcome Bonus Funding Estimates as they relate to the Summary of Finance.

Fall PEIMS - Compensatory Education Funding
This session is focused on Fall PEIMS data and OnDataSuite Compensatory Education Funding reports and verification tools. Explore reconciliation of PEIMS data reporting to Census Tier Mapping and impact on funding. Target Audience - Business/Finance Office / PEIMS staff

Summary of Finance (SOF) Student Data Reporting
This training is focused on the reporting in OnDataSuite designed to assist with monitoring and/or completing the Summary of Finance (SOF) template. Use these reports to track Fall and Summer PEIMS data reporting impact on funding throughout the school year.

Finance Preview of Mid-Year PEIMS
Focus is the 2023-2024 Mid-Year PEIMS data submission and ODS reporting tools to assist with the data integrity and data validation. This resource includes review of custom reports utilizing MidYear PEIMS data. Requires loading Mid-Year PEIMS data file(s).

OnDataSuite Knowledge Base



Fall PEIMS - Compensatory Education Funding

This session is focused on Fall PEIMS data and OnDataSuite Compensatory Education Funding reports and verification tools. Explore reconciliation of PEIMS data reporting to Census Tier Mapping and impact on funding. Target Audience - Business/Finance Office / PEIMS staff

Fall PEIMS Comp Ed Funding – Getting Started

Verify Data is available for current year to review. As of 24-25 PEIMS reporting, this process has moved to Ed-Fi...

Fall PEIMS Comp Ed Funding – File Center/Data Sources

If Getting Started verifications are good – this section is for additional reference only. If any issues are identified verifying...

Fall PEIMS Comp Ed Funding ^(h) State Compensatory Education Funding Eligibility and Reporting Requirements

State Compensatory Education (SCE)/Comp Ed Funding (reference TEC 48.104) SCE Allotments are state funds, for supplemental programs and services, allocated to...

Fall PEIMS Comp Ed Funding – HB3 Compensatory Education Eco Dis/Census Tiers Reporting

Two reports are provided for review of student coding and reporting as it relates to HB3 Compensatory Education Funding. Report...

Fall PEIMS Comp Ed Funding – Data Reconciliations and Validations

OnDataSuite HELP (kb.ondatasuite.com) is a Knowledge Base (KB) of articles and reports you may search for information. Frequently Asked Questions are addressed...

Next >

Fall PEIMS Comp Ed Funding – Pregnancy Related Services FTE Reporting

Per the SCE Guidelines and Funding Requirements: For each full-time equivalent student who is in a remedial and support program...

Fall PEIMS Comp Ed Funding – Support/Training

< Prev

Upcoming Finance Sessions

Additional deep dives into specific Finance area reporting are scheduled. Use the Training – Webinars (Future search for Finance) to identify sessions.

Past Keyword Search Category Dates
 Future All Categories All Dates

Compensatory Education Funding (Census Tiers - Fall PEIMS Reporting), October 30, 2025 10:00 AM	PEIMS/TSDS
This session is focused on Fall PEIMS data and OnDataSuite Compensatory Education Funding reports and verification tools. Explore reconciliation of PEIMS data reporting to Census Tier Mapping, TEA Timelines for updates and impact on funding projections. Target Audience - Business / Finance / PEIMS staff	10/30/2025 10:00 AM
Target Audience: Business/Finance Office / PEIMS staff	
Register Share Edit Delete	
Summary of Finance Student Data Reporting, November 18, 2025 10:00 AM	Finance Data Review
This training is focused on the reporting in OnDataSuite designed to assist with monitoring and/or completing the Summary of Finance (SOF) template. Use these reports to track PEIMS data reporting impact on funding throughout the school year.	11/18/2025 10:00 AM
Target Audience: Business/Finance Office / PEIMS staff	
Register Share Edit Delete	
Finance PEIMS Budget and Actual Reporting Review, December 2, 2025 10:00 AM	Finance Data Review
This workshop will focus on an overview of OnDataSuite reporting to assist with the data integrity and validation of the Fall PEIMS Budget submission AND the MidYear PEIMS Actual submission before finalizing submission at TEA.	12/02/2025 10:00 AM
Target Audience: Business/Finance Office	
Register Share Edit Delete	



Questions?

Thank you for joining us!

 **OnDataSuite[®]**