



Finance PEIMS Budget & Actual Reporting Review

DECEMBER 2, 2025

Agenda

Overview of using OnDataSuite (ODS) tools for PEIMS Fall Budget and PEIMS Midyear Prior Year Actuals data reviews. Utilize reporting to assist with data integrity and validation using longitudinal reviews.

- Overview of Ed-Fi / File Loading to ODS

- Data Sources for PEIMS Budget & PEIMS Actual

- PEIMS Budget & Actual reporting requirements

- ODS Reports for review

- Resources




OnDataSuite Resources – Ed-Fi Status

Documentation References: <https://kb.ondatasuite.com> *Note: same menu accessible from Help option in OnDataSuite.

Select Zoom Training Agendas

- Select Finance
- PEIMS Budget and Actual Reporting Review



Zoom Training Agenda's

We are committed to helping our clients. Every year we provide FREE virtual training sessions to our users. Our users can reference specific, key training session items in this section.

999001 - Learning ISD Jeffri

Help Ticket

Zoom Training Agendas

We are committed to helping our clients. Every year we provide FREE virtual training session items in this section.

Assessment/Accountability

Trainings that deal with Assessment and Accountability in OnDataSuite College Board, ACT, TSI Reporting Results Driven Accountability -RDA STAAR 3-8 Reporting STAAR EOC Reporting TELPAS Reporting

College Career Military Readiness Early Warning System (CCMR EWS) Training

Helpful links associated with the OnDataSuite College Career Military Readiness Early Warning System (CCMR EWS) Training

Finance

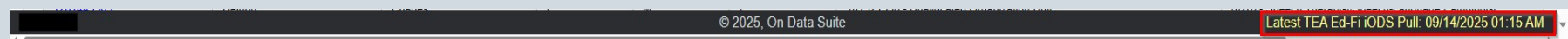
Reports in OnDataSuite that are related to finance and finance training sessions

ODS 25-26 Ed-Fi Status

How to identify latest Ed-Fi “promoted” data

Lower Right footer Latest TEA Ed-Fi Pull: data/time stamp

Every ODS page has a black footer and if TEA Ed-Fi data is flowing it is noted on the lower corner



For details on the last 30 days related to Ed-Fi pulls, drill into the link:

Latest TEA Ed-Fi iODS Pull Log			
Date	IODS Year	Pull Time	Pull Type
09/15	24-25, 25-26	Next Schedule @ 1:15 AM	Automated/Scheduled
09/14	25-26	1:15 AM - 1:22 AM	Automated/Scheduled
09/14	24-25	1:15 AM - 1:30 AM	Automated/Scheduled
09/13	25-26	1:15 AM - 1:46 AM	Automated/Scheduled Full Pull
09/13	24-25	1:15 AM - 1:59 AM	Automated/Scheduled
09/12	25-26	2:29 PM - 2:45 PM	Full
09/12	25-26	1:15 AM - 1:21 AM	Automated/Scheduled
09/12	24-25	No Changes Found in TEA iODS	Automated/Scheduled
09/11	24-25	No Changes Found in TEA iODS	Automated/Scheduled
09/11	25-26	1:15 AM - 1:17 AM	Automated/Scheduled
09/09	24-25	No Changes Found in TEA iODS	Automated/Scheduled
09/09	25-26	1:55 AM - 1:58 AM	Automated/Scheduled
09/08	25-26	1:55 AM - 2:00 AM	Automated/Scheduled
09/08	24-25	1:55 AM - 2:05 AM	Automated/Scheduled
09/07	25-26	1:55 AM - 2:00 AM	Automated/Scheduled
09/07	24-25	1:55 AM - 2:05 AM	Automated/Scheduled
09/06	24-25	No Changes Found in TEA iODS	Automated/Scheduled
09/06	25-26	1:55 AM - 1:56 AM	Automated/Scheduled



ODS 25-26 Ed-Fi Status

How to identify latest Ed-Fi “promoted” data

For specific submission details – reference the File Center

File Center – Data Sources – TSDS Ed-Fi section:

BookmarksUser GroupsMy Custom ReportsFocus ListFile CenterSupportTrainingSearch

OnPointDashboardsMy DashboardsStudentAssessmentStaffFinanceAccountabilityEd-Fi RulesXML ReviewHelpTicket

File and Upload Center

Data Sources

TSDS Ed-Fi

Ed-Fi API

TSDS XML or CSV

PEIMS

Class Roster

ECDS

RF Tracker

SPPI-14

SELA

Child Find

PEIMS CTE Student Roster

District

PEIMS (Legacy)

GTE Transfer Courses

AVID

Profile Images

CRDC

SCHOOL FORM

T-TESS

Teacher Appraisals

BOY & Interim Assessment

Interim & B.O.Y.

OnSync

TEAL

CCMR EWS Supplement

CCMR Tracker

CCMR Verifier

CCMR Outcome Bonus

Accelerated Tester

Prelim 4 Year Longitudinal Cohort

Final Graduation Longitudinal Cohorts

Staff Certifications

Campus Closing the Gaps Domain Data Table

Student ID Merge

ACT

ACT (High School)

Pre ACT

TSIA

Accuplacer

TSIA 2

Other Exams

IB

Common Assessment

TTAP

Legacy Files

College Board

SAT

AP

PSAT 10/NMSQT

PSAT 8/9

NWEA MAP

Combo Student

Class Assignment

ISTation

ISIP

Cambium / ETS / Pearson

STAAR 3-8 & 3-8 ALT

STAAR EOC & EOC ALT

TELPAS

TELPAS ALT

SDR / SIRS

STAAR 3-8 & 3-8 ALT SDR / SIRS

STAAR EOC & EOC ALT SDR / SIRS

TELPAS SDR / SIRS

TELPAS ALT SDR / SIRS

Submission Name

Submission

Status

Date Promoted

2024 - 2025 School Year

API_SUMMER_2024_09_17_02_37_37

Summer

Preliminary

2024-09-17

Info

API_FALL_2024_09_17_01_09_44

Fall

Preliminary

2024-09-17

Info

API_CSVI_2024_09_17_01_09_36

Charter School Waitlist

Preliminary

2024-09-17

Info

© 2024, On Data Suite

TEA Ed-Fi 09/17/2024 1:59 AM - Version 09.12.19.9

Use the Info link on the individual submission for details on the Category – Sub-category – Domain – Entity as reported (**Records**) to TEA IODS and **Promoted** (in OnDataSuite)



ODS 25-26 Ed-Fi Status

How to identify latest Ed-Fi “promoted” data

File Center _ TSDS Ed-Fi _API_FALL Info Ex:

BookmarksUser GroupsMy Custom ReportsFocus ListFile CenterSupportTrainingSearch

OnPoint ▾ DashboardsMy DashboardsStudentAssessmentStaffFinanceAccountabilityEd-Fi RulesCRDCSnapshots

HelpTicket

2025 - 2026 School Year

API_FALL_25-26_09_09_01_58_01

Fall

Preliminary

2025-09-09

Info

Education Organization				
Subcategory (Code)	Domain	Entity	Promoted	Records
Local Education Agency (10010)	Education Organization	LocalEducationAgency	1	1,292
Local Education Agency	Education Organization	GiftedTalentProgram	0	1,292
Local Education Agency	Education Organization	ProgramsOfStudy	0	1,292
Campus (10020)	Education Organization	School	25	22,689
SSA Organization Association (10011)	Education Organization	SSAOrgAssociationExt	2	3

Finance				
Subcategory (Code)	Domain	Entity	Promoted	Records
Budget (20030)	Finance	BudgetExt	1,855	1,855

↓

Student				
Subcategory (Code)	Domain	Entity	Promoted	Records
Student Basic Information (40100)	Student Identification and Demographics	Student	22,606	23,345
Enrollment (40110)	Enrollment	StudentSchoolAssociation	22,654	22,722
Student Basic Information (40100)	Student Identification and Demographics	PostSecondaryCertification	591	593
Student Basic Information (40100)	Student Identification and Demographics	StudentEducationOrganizationAssociation - Demographics	22,606	23,345
School Leaver (40203)	Prior Year Leaver	PriorYearLeaver	2,372	2,375
Special Education Program (41163)	Alternative and Supplemental Services	StudentSpecialEducationProgramAssociation	2,963	2,992

↓

Staff - Campus Course Section				
Subcategory (Code)	Domain	Entity	Promoted	Records
Staff Basic Information (30040)	Staff	Staff	4,276	4,276
Staff Demographics (30043)	Staff	Staff	4,039	4,276
Employment Payroll Summary (30050)	Staff	StaffEducationOrganizationEmploymentAssociation	4,059	4,134
Contracted Instructional Staff (30055)	Finance	ContractedInstructionalStaffTEExt	0	1
Payroll (30060)	Finance	PayrollExt	13,344	13,344
Responsibility (30090)	Staff	StaffEducationOrganizationAssignmentAssociation	36,785	1,038
Course Section (50300)	Teaching and Learning	Section	Dep	12,822
Course Section (50300)	Teaching and Learning	Course	Dep	1,743
Course Section (50300)	Teaching and Learning	CourseOffering	Dep	18,585
Responsibility (30090)	Teaching and Learning	StaffSectionAssociation	10,676	15,677
Teacher Class Assignment (30305)	Teaching and Learning	StaffSectionAssociation	42,481	15,677

ODS 25-26 Ed-Fi Status

How to identify latest Ed-Fi “promoted” data

API_MDYR_25-26_11_23_04_39_09

Mid Year

Preliminary

2025-11-23

Info

Education Organization				
Subcategory (Code)	Domain	Entity	Promoted	Records
Local Education Agency (10010)	Education Organization	LocalEducationAgency	1	1,294
Campus (10020)	Education Organization	School	38	24,271
Prior Year SSA Organization Association (10011)	Education Organization	PriorYearSSAOrgAssociationExt	0	0

Finance				
Subcategory (Code)	Domain	Entity	Promoted	Records
Prior Year Actual (20032)	Finance	PriorYearActualExt	4,223	4,223
Shared Service Arrangement (20033)	Finance	SharedServiceArrangementExt	0	0

↓

Student				
Subcategory (Code)	Domain	Entity	Promoted	Records

↓

Staff - Campus Course Section				
Subcategory (Code)	Domain	Entity	Promoted	Records

ODS 25-26 Ed-Fi Status

How to identify latest Ed-Fi “promoted” data

2025 - 2026 School Year					
API_SUMMER_25-26_11_02_19_19_50		Summer	Preliminary	2025-11-02	Info
Education Organization					Finance
Subcategory (Code)	Domain	Entity	Promoted	Records	Subcategory (Code) Domain Entity Promoted Records
Local Education Agency (10010)	Education Organization	LocalEducationAgency	1	1,294	
Campus (10020)	Education Organization	School	49	22,942	
Campus (10020)	Education Organization	School > ELOSet	0	0	
Campus (10020)	Education Organization	School > ELOSet > ELOSetActivity	0	0	
Calendar (10200)	School Calendar	Calendar		80	
Calendar Date (10030)	School Calendar	CalendarDate	14,186	14,186	
Calendar (10200)	School Calendar	ReportingPeriodExt	480	14,186	

↓

Student				
Subcategory (Code)	Domain	Entity	Promoted	Records
Student Basic Information (40100)	Student Identification and Demographics	Student > Identification	34,739	33,181
Student Basic Information (40100)	Student Identification and Demographics	PostSecondaryCertification	0	0
Student Basic Information (40100)	Student Identification and Demographics	Student > Demographics	33,145	33,174
Enrollment (40110)	Enrollment	StudentSchoolAssociation	33,146	34,004
Student Basic Information (40100)	Student Identification and Demographics	AcceleratedInstructionSet	4,335	4,335
Special Education Program (41163)	Alternative and Supplemental Services	StudentSpecialEducationProgramAssociation	3,852	3,962
Course Completion (43415)	Teaching and Learning	StudentSectionAssociation	Dep	203,637
Course Completion (43415)	Student Academic Record	CourseTranscriptExt	0	508
Disciplinary Action (44425)	Discipline	DisciplineAction	841	841
Career and Technical Education Program (41169)	Alternative and Supplemental Services	studentCTEProgramAssociation	0	9,325
Course Completion (43415)	Student Academic Record	StudentAcademicRecord > Graduation Program	9,625	24,110
Student Restraint (45435)	Restraint Event	RestraintEvent	1	1
Student Basic Information (40100)	Student Identification and Demographics	StudentEducationOrganizationAssociationTruancySet	0	0
Title I, Part A Program (41461)	Alternative and Supplemental Services	StudentTitleIPartAProgramAssociation	30,808	30,577
Basic Attendance (42400)	Student Attendance	BasicReportingPeriodAttendance	65,602	65,617
Special Programs Reporting Period Attendance (42401)	Student Attendance	BilingualESLProgramReportingPeriodAttendance	13,365	6,551
Special Programs Reporting Period Attendance (42401)	Student Attendance	SpecialProgramsReportingPeriodAttendance	Dep	2,092
Career and Technical Education Attendance (42410)	Student Attendance	CTEProgramReportingPeriodAttendance	13,593	18,264

↓

Campus Course Section				
Subcategory (Code)	Domain	Entity	Promoted	Records
Course Section (50300)	Teaching and Learning	Section	Dep	10,625
Course Section (50300)	Teaching and Learning	SectionSet	Dep	10,625
Course Section (50300)	Teaching and Learning	Course	Dep	1,663
Course Section (50300)	Teaching and Learning	CourseOffering	0	4,020

Finalize 24-25 Data





For the highest level of accuracy, it is strongly recommended to load TSDS CSV files to ODS. Until Ed-Fi promotion is stabilized and current for all submissions, this will ensure that the information in ODS is reflective of the information submitted to TEA for 24-25.

PEIMS Coordinator will be able to generate a CSV file in TSDS for all the PEIMS submissions (Fall, MidYear, Summer, Extended), Class Roster Winter, SELA and Child Find and load directly to OnDataSuite.

<https://kb.ondatasuite.com/knowledge-base/loading-tsds-csvs-as-of-2024-2025/>



Finalize 24-25 Data

File Name	Submission	Status	Uploaded By	Date Uploaded	Reload Date
2024 - 2025 School Year					
015915_2025_Fall_484_250905123508.xml	Fall	Final		2025-09-05	Info 
015915_2025_Mid-Year_484_250905123307.xml	Mid Year	Final		2025-09-05	Info 
015915_2025_Extended_484_250904084353.xml	Extended	Final		2025-09-04	Info 
015915_2025_Summer_484_250807093844.xml	Summer	Final		2025-08-10	Info 

<input type="checkbox"/> Off	PEIMS Sub 1 - Fall	January 16th, 2025	February 6th, 2025	02/06/2025	Promote Fall
This collection has been disabled because a CSV file was uploaded. To re-enable it, please delete the associated CSV file and reactivate the collection. File: 015915_2025_Fall_484_250905123508.xml uploaded on September 5th, 2025					
<input checked="" type="checkbox"/> On	Early Childhood Data System Collection (ECDS) - KG	February 13th, 2025		02/13/2025	Promote ECDS - KG
<input type="checkbox"/> Off	PEIMS Sub 2 - MidYear	February 13th, 2025	February 27th, 2025	02/27/2025	Promote Mid-Year
This collection has been disabled because a CSV file was uploaded. To re-enable it, please delete the associated CSV file and reactivate the collection. File: 015915_2025_Mid-Year_484_250905123307.xml uploaded on September 5th, 2025					
<input checked="" type="checkbox"/> On	State Performance Plan Indicator 14 (SPPI-14)	February 20th, 2025		02/20/2025	Promote SPPI-14
<input checked="" type="checkbox"/> On	Class Roster Winter (CRW)	April 3rd, 2025		04/03/2025	Promote CRW
<input type="checkbox"/> Off	PEIMS Sub 3 - Summer	June 19th, 2025	July 22nd, 2025	07/22/2025	Promote Summer
This collection has been disabled because a CSV file was uploaded. To re-enable it, please delete the associated CSV file and reactivate the collection. File: 015915_2025_Summer_484_250807093844.xml uploaded on August 10th, 2025					

Data Sources

Student Information Systems (SIS)

- Attendance/Enrollment
- Eco-Dis Status/Census Block
- Homeless Status
- Special Populations

Business Information Systems (BIS/ERP)

- Staff demographics
- Payroll
- Budget
- Actuals

API

TEA IODS
Reported to TEA through PEIMS

API

OnDataSuite
Promoted using same
logic as TEA PEIMS

 OnDataSuite®

PEIMS Budget & Actual Timeline

PEIMS Fall Submission (Sub 1)

TSDS PEIMS ready to load data to IODS	August 4, 2025
Close of school-start window - Last Friday in September	September 26, 2025
PEIMS Fall snapshot date	October 31, 2025
TSDS PEIMS Fall ready for users to complete, approve, and accept submissions	November 3, 2025
Requests to retire Unique IDs due at TEA for PEIMS Fall First Submission	December 5, 2025
PEIMS Fall First Submission due date for LEAs and ESCs	December 11, 2025
Requests to retire Unique IDs due at TEA for PEIMS Fall Resubmission	January 9, 2026
PEIMS Fall Resubmission due date for LEAs and ESCs	January 15, 2026
PEIMS Fall data available to customers	February 12, 2026

PEIMS Mid-Year Submission (Sub 2)

TSDS PEIMS ready to load data to IODS	August 4, 2025
TSDS PEIMS Mid-Year ready for users to complete, approve, and accept submissions	December 15, 2025
PEIMS Mid-Year First Submission due date for LEAs and ESCs	January 22, 2026
PEIMS Mid-Year Resubmission due date for LEAs and ESCs	February 12, 2026
PEIMS Mid-Year data available to customers	March 5, 2026

What Changed for 25-26?

- Bilingual/ESL changes
- JROTC
- Teacher Retention Allotment
- Early Education Allotment
- ADSY
- Full Initial Evaluation count
- CCMR Outcome Bonus Estimates
- Required to submit attendance every 6-weeks

Keep up to date with changes related to HB2. Technical updates received by vendors on October 6th. TEA Promotion logic for Summer won't be released until end of November.

<https://kb.ondatasuite.com/knowledge-base/hb2-summary-of-finance-sof-status-for-25-26/>



What Changed for 25-26?

SOF Category	HB2 Changes	HB2 Change Status	Submission
Bilingual/ESL	Expanded Bil/ESL Funding codes from 3 to 6	New Student Bil Funding report released – Finance SOF reporting in progress	Summer Attendance
Early Education Allotment	Expanded formula to include all K-3 & higher weight for EcoDis/EB	In progress in both Student and Finance reporting	Summer Attendance
ADSY	Expand funding for PK-8 & higher funding for 200+ instructional days	Updates to be applied once 25-26 Ext Year Attendance is being reporting.	Extended Year Attendance

What Changed for 25-26?

SOF Category	HB2 Changes	HB2 Change Status	Submission
Full Initial Evaluation	\$1000 per student & \$3000 if student not enrolled	Pending for new SPED summer submission (SPPI-11)	SPED Summer
JROTC	Included in CTE Allotment	Ready to test but need districts to have coded and verified reporting as CTE course.	Summer Course Completion
CCMR Outcome Bonus	Increased SPED allotment to \$4000	Completed in SOF	CCMR Early Warning
Teacher Retention Allotment	Added allotment for teachers based on certain eligibility	New reports available in Staff. Pending in Finance SOF	Fall Staff

PEIMS Budget Requirements

Fall Budget requirements: *No changes in reporting requirements*

Budget as of PEIMS SnapShot - Last Friday in October

Funds reported include **General Operating Fund** (Fund 102/199/420), **Child Nutrition Fund** (Fund 101/240/701), and **Debt Services/I&S Fund** (Fund 599)

Revenues are combined and reported by object code detail

Expenditures are combined and reported by major object code classes (6100, 6200, 6300, 6400, 6500, 6600)

Requires vendor processing of Budget records into the TEA iODS to meet these requirements.

Verify any crosswalks in your vendor process as in prior years.



PEIMS Budget Requirements

Fall Finance - Budget Data [TSDS BudgetExt](#)

Added a Begin and End Date to the existing Budget record structure. Changed element names (separated Fall Budget account codes from MidYear Actual account codes). All reporting requirements remain the same.

BudgetExt Entity					
Data Element	NP*	Core	PEIMS	Length	Data Type Descriptor Table Element ID
LocalEducationAgency					
FiscalYear	PF			1	Number E0974
BudgetAmount	PF			11	Number E0321
BudgetFund	PF				Descriptor C145B E0316B
BudgetFunction	PF				Descriptor C146B E0317B
BudgetObject	PF				Descriptor C159B E0318B
Organization	PF			3	Number E0319
BudgetProgramIntent	PF				Descriptor C147B E0320B
BeginDate	PF			10	Date E3010
EndDate	PF			10	Date E3020

PEIMS Budget Requirements

Use the Descriptor Table (code tables) links to verify any crosswalk or roll up requirements.

Budget Fund: [C145B](#) Budget Object: [C159B](#)

Table ID	Name	Date Issued	Date Updated
C145B	BudgetFund	03/01/1996	09/01/2023
Descriptor	Short Description	Long Description	
101	Food Service	Food Service	
102	ESC State Support (Education Service Centers Only)	ESC State Support (Education Service Centers Only)	
199	General Fund	General Fund	
240	National School Breakfast And Lunch Program	National School Breakfast And Lunch Program	
420	Foundation School Program And Other State Aid (Charter School Only)	Foundation School Program And Other State Aid (Charter School Only)	
599	Debt Service Funds	Debt Service Funds	
701	Enterprise Fund-National School Breakfast and Lunch Program	Enterprise Fund-National School Breakfast and Lunch Program	

PEIMS Budget Requirements

Fall PEIMS Promotion Logic- Budget Data: [25-26 TEA Promotion Logic](#)

Fall PEIMS Promotion Logic for Budget extracts the data as it is reported in the TEA iODS as long as the begin and end dates meet the On Fall Snapshot Date requirement:

Finance > Budget			
<div>Base Logic: The system shall only promote Budget subcategory data</div> <div>•WHERE BudgetExt.BeginDate is <u>on or before</u> Fall Snapshot date (Last Friday in October)</div>			
DOMAIN	ENTITY	DATA ELEMENT	PROMOTION LOGIC
Finance	Budget Ext	EducationOrganizationId (reference) E0317B BudgetFunction E0316B BudgetFund E0974 FiscalYear E0321 BudgetAmount E0318B BudgetObject E0319 Organization E0320B BudgetProgramIntent	Data is promoted as reported

PEIMS Budget Requirements

Fall Shared Service Arrangement(SSA) Membership Reporting : [SSA Entity](#)

No changes to reporting requirements - This data is reported in both Fall and MidYear PEIMS.

SSAOrgAssociationExt Entity

Data Element	NP*	Core	PEIMS	Length	Data Type	Descriptor Table	Element ID
LocalEducationAgency							
SSAType			PF	2	Descriptor	C049	E0776
FiscalAgentDistrictId			PF	6	Number		E0777

PEIMS Budget Requirements

Fall Shared Service Arrangement(SSA) Membership Reporting : [25-26 TEA Promotion Logic](#)

*No change in reporting requirements. *Note there are no begin/end dates therefore promotion will include whatever data is present when Fall PEIMS is promoted.*

Education Organization > SSA Organization Association

Base Logic:

The system shall promote the **SSA Organization Association** subcategory data as reported

DOMAIN	ENTITY	DATA ELEMENT	PROMOTION LOGIC
Education Organization	SSAOrgAssociationExt	EducationOrganizationId (<i>reference</i>) E0776 SharedServicesArrangementType E0777 FiscalAgentDistrictId	Data is promoted as reported

SSA Reports

Center Support Training Search

Assessment Staff **Finance** Accountability Ed-Fi Rules XML Review CRDC

Report Search

Search for a Report

Finance Custom Reports

- 21-22 TPAR Operational Minutes
- Actual/Audit Review Reports
- Budget Review Reports
- Financial Well Being Reports
- Historical Review Reports
- Miscellaneous Reports
- Shared Service Arrangement Reports**
 - Shared Service Arrangement Membership (SSA) **Fall & MidYear PEIMS Reporting**
 - Shared Service Fiscal Arrangement (SSA) **MidYear PEIMS Only for Fiscal Agents**
- Summary of Finance (SOF) Reports

Review **Shared Service Arrangement Membership** for **current school year**.

Finance - Finance Custom Reports - Shared Service Arrangement Reports

Review SSA Membership, if applicable.

LEA Members AND Fiscal Agents report.

Non-Profit Charters report SSA results within their financial statements, not in the SSAOrgAssociationEntity.

Finance Reports – Fall PEIMS

Finance Custom Reports

- 21-22 TPAR Operational Minutes
- Actual/Audit Review Reports
- Budget Review Reports**
 - Budget Expenditures by Function and Object Class
 - Budget Revenues by Fund and Object
- Financial Well Being Reports
- Historical Review Reports
- Miscellaneous Reports**
 - Fall PEIMS Finance/Staff Data Review
- Shared Service Arrangement Reports
- Summary of Finance (SOF) Reports**
 - CCMR Outcome Bonus
 - Comptroller Property Reports
 - HB3 Compensatory Education**
 - HB3 Compensatory Education - Eco Dis/Census Tiers
 - HB3 Compensatory Education Funding Tiers - Last Five Years
 - Student Funding Detail Reports
 - Summary of Finance Summary

Finance Reports – Fall PEIMS

Review the two **Budget Review Reports**

Budgeted Expenditures by Function and Object Class

Budgeted Revenues by Fund and Object

- Do these amounts match what was Board Approved plus/minus any amendments approved by the Board as of PEIMS Snapshot? If not, were all amendments posted in your ERP?
- Do these reports tie back to the General Ledger accounts for the required funds (GenOp, Child Nutrition, Debt)? If not, did something not crosswalk correctly in your ERP?

Finance Reports – Fall PEIMS

Report will default to most recent year with Fall PEIMS Budget data loaded/promoted2024 - 2025All Fund Codes Selected (3)All Campus/OrgAll PICs Selected (18)Submit

Budget Expenditures by Function and Object Class (Unallocated) - FUND - General Fund, Natl Sch Breakfast & Lunch Pgm, Debt Service Funds													
Function	61xx - Payroll	% (Total Exp)	62xx - Prof/Contract	% (Total Exp)	63xx - Supply/Materials	% (Total Exp)	64xx - Other Oper	% (Total Exp)	65xx - Deb Svc	% (Total Exp)	66xx - Capital Outlay	% (Total Exp)	Total
Operations:													
(11) - Instruction	\$ 135,235,229	45.17%	\$ 623,402	0.21%	\$ 2,459,172	0.82%	\$ 236,257	0.08%	\$ -	0%	\$ 826,262	0.28%	\$139,380,322
(12) - Instr Resources/media Services	\$ 2,281,171	0.76%	\$ 27,000	0.01%	\$ 168,311	0.06%	\$ 3,600	0.00%	\$ -	0%	\$ -	0%	\$ 2,480,082
(13) - Curriculum/Instr Str Devlpmnt	\$ 233,858	0.08%	\$ 400,403	0.13%	\$ 419,672	0.14%	\$ 366,985	0.12%	\$ -	0%	\$ -	0%	\$ 1,420,918
(21) - Instructional Leadership	\$ 4,438,100	1.48%	\$ 140,375	0.05%	\$ 469,900	0.16%	\$ 167,094	0.06%	\$ -	0%	\$ 7,775	0.00%	\$ 5,223,244
(23) - School Leadership	\$ 11,874,848	3.97%	\$ 61,435	0.02%	\$ 110,589	0.04%	\$ 115,044	0.04%	\$ -	0%	\$ -	0%	\$ 12,161,916
(31) - Guidance/counseling/eval Svcs	\$ 7,304,731	2.44%	\$ 100,170	0.03%	\$ 89,880	0.03%	\$ 50,660	0.02%	\$ -	0%	\$ -	0%	\$ 7,545,441
(32) - Social Work Services	\$ 90,456	0.03%	\$ -	0%	\$ -	0%	\$ -	0%	\$ -	0%	\$ -	0%	\$ 90,456
(33) - Health Services	\$ 2,615,934	0.87%	\$ 2,000	0.00%	\$ 59,220	0.02%	\$ 5,000	0.00%	\$ -	0%	\$ -	0%	\$ 2,682,154
(34) - Student (Pupil) Transportation	\$ 8,579,392	2.87%	\$ 602,300	0.20%	\$ 1,273,200	0.43%	\$ 359,965	0.12%	\$ -	0%	\$ 27,195	0.01%	\$ 10,842,052
(35) - Food Services	\$ 3,891,330	1.30%	\$ 225,885	0.08%	\$ 6,398,694	2.14%	\$ 25,150	0.01%	\$ -	0%	\$ 2,178,645	0.73%	\$ 12,719,704
(36) - Extracurricular Activities	\$ 3,807,639	1.27%	\$ 239,652	0.08%	\$ 268,059	0.09%	\$ 899,258	0.30%	\$ -	0%	\$ -	0%	\$ 5,214,608
(41) - General Administration	\$ 5,523,702	1.84%	\$ 842,503	0.28%	\$ 324,791	0.11%	\$ 916,544	0.31%	\$ -	0%	\$ -	0%	\$ 7,607,540
(51) - Facilities Maintenance And Operations	\$ 8,960,198	2.99%	\$ 10,404,667	3.48%	\$ 1,542,163	0.52%	\$ 1,124,009	0.38%	\$ -	0%	\$ 251,181	0.08%	\$ 22,282,218
(52) - Security & Monitoring Services	\$ 127,199	0.04%	\$ 2,682,803	0.90%	\$ 229,970	0.08%	\$ 17,300	0.01%	\$ -	0%	\$ -	0%	\$ 3,057,272
(53) - Data Processing Services	\$ 2,720,933	0.91%	\$ 685,000	0.23%	\$ 276,227	0.09%	\$ 18,850	0.01%	\$ -	0%	\$ 7,600	0.00%	\$ 3,708,610
(61) - Community Services	\$ 1,000	0.00%	\$ -	0%	\$ -	0%	\$ -	0%	\$ -	0%	\$ -	0%	\$ 1,000
Debt Services:													
(71) - Debt Service	\$ -	0%	\$ 376,232	0.13%	\$ -	0%	\$ -	0%	\$ 61,050,000	20.39%	\$ -	0%	\$ 61,426,232
Intergovernmental:													
(95) - Pmnt-Juvenile Justice App	\$ -	0%	\$ 25,000	0.01%	\$ -	0%	\$ -	0%	\$ -	0%	\$ -	0%	\$ 25,000



Finance Reports – Fall PEIMS

Budget Expenditure Year - 2025, Funds - 199, 240, 599, Object Codes - 61xx, Function - 11, PICs - 00,11,21,22,23,24,25,28,31,32,33,34,35,36,37,38,91,99

Show 25 entries

Search:

Fund	Function	Object	Organization	Program Intent Code	Budget Amount
199	11	6100	001	11	13,432,972
199	11	6100	001	21	79,576
199	11	6100	001	22	1,858,964
199	11	6100	001	23	1,844,169
199	11	6100	001	24	47,276
199	11	6100	001	25	24,142
199	11	6100	001	38	107,281
199	11	6100	002	11	14,365,487
199	11	6100	002	21	133,155
199	11	6100	002	22	2,410,817

Showing 1 to 25 of 149 entries

Previous 1 2 3 4 5 6 Next

Drill down results



Finance Reports – Fall PEIMS

Default to most recent year of Fall PEIMS Budget data loaded/promoted.

2024 - 2025

Submit

Budget Revenues by Fund and Object for 2025

Object	2024 - 2025		2024 - 2025		2024 - 2025		2024 - 2025		2024 - 2025	
	General Fund 1xx	%	Fund 240 - Special Revenue Fund	%	Fund 599 - Debt Service Fund	%	Fund 701 - Enterprise Fund	%	Total	%
5711 - Taxes, Current Year Levy	\$ 110,966,133		\$ -		\$ 54,000,000		\$ -		\$ 164,966,133	
5712 - Taxes, Prior Years	\$ 1,575,000		\$ -		\$ 700,000		\$ -		\$ 2,275,000	
5719 - Penalties, Int, & Oth Tax Rev	\$ 855,000		\$ -		\$ 290,000		\$ -		\$ 1,145,000	
5739 - Tuition And Fees From Local Sources	\$ 1,000		\$ -		\$ -		\$ -		\$ 1,000	
5742 - Earnings, Temp Deposits & Inv	\$ 1,508,276		\$ 3,000		\$ 10,000		\$ -		\$ 1,521,276	
5743 - Rent	\$ 1,122,000		\$ -		\$ -		\$ -		\$ 1,122,000	
5749 - Other Revs From Local Sources	\$ 35,000		\$ 25,000		\$ -		\$ -		\$ 60,000	
5751 - Food Service Activity	\$ -		\$ 5,620,000		\$ -		\$ -		\$ 5,620,000	
5752 - Athletic Activity	\$ 335,663		\$ -		\$ -		\$ -		\$ 335,663	
57XX Local Revenues	\$ 116,398,072	54.39%	\$ 5,648,000	53.32%	\$ 55,000,000	90.16%	\$ -		\$ 177,046,072	61.99%
5811 - Per Capita Apportionment	\$ 7,490,000		\$ -		\$ -		\$ -		\$ 7,490,000	
5812 - Fsp Act Entitlements	\$ 76,686,928		\$ -		\$ -		\$ -		\$ 76,686,928	
5829 - St Revs - From Tea	\$ -		\$ 48,000		\$ 6,000,000		\$ -		\$ 6,048,000	
5831 - Trs Care On-Behalf Pymts	\$ 12,000,000		\$ 227,000		\$ -		\$ -		\$ 12,227,000	
58XX State Revenues	\$ 96,176,928	44.94%	\$ 275,000	2.60%	\$ 6,000,000	9.84%	\$ -		\$ 102,451,928	35.87%
5919 - Fed Rev-Othr Than St/fed Ag	\$ 10,000		\$ -		\$ -		\$ -		\$ 10,000	
5921 - School Breakfast Program	\$ -		\$ 827,000		\$ -		\$ -		\$ 827,000	
5922 - National School Lunch Program	\$ -		\$ 3,150,000		\$ -		\$ -		\$ 3,150,000	

Finance Reports – Fall PEIMS

Year filter allows multi-year selection for side by side comparison

															2 Years Selected		<div>Submit</div>	
															Select All		Deselect All	
															2024 - 2025		✓	
															2023 - 2024		✓	
															2022 - 2023			
															2021 - 2022			
															2020 - 2021			
															2019 - 2020		\$164,966,13	
															2018 - 2019		\$ 2,275,00	
															2017 - 2018		\$ 1,145,00	
															2016 - 2017		\$ 1,00	
															2015 - 2016		\$ 1,521,27	
															2014 - 2015		\$ 1,521,27	
															2013 - 2014		\$ 1,521,27	

Finance Reports – Fall PEIMS

Utilize top section of the **Fall PEIMS Finance/Staff Data Review (Miscellaneous Reports)** for multi-year Budget Review Summary , General Fund Expenditure by Program Intent Code (PIC), SSA Membership and Budgeted Payroll Summary.

OnPoint ▾ Dashboards My Dashboards Student Assessment Staff Finance Accountability Ed-Fi Rules XML Review CRDC

Help Ticket

District Name: Learning ISD
District ID: 999001

Hide Filters Tools ▾

Export, Bookmark and Report Notes

Report Filters

2 Years Selected ▾

All Campuses ▾

Material Change 5 %

Submit

Fall PEIMS Finance/Staff Data Review for All Campuses

District Name	Learning ISD	
Co. District #	999001	
District PEIMS Coordinator		
Fall PEIMS Collection	23-24	24-25
Budget Data Review (Summary) *		
Total Revenue (General Fund)	\$203,000,000.00	\$214,000,000.00
Total Other Sources (General Fund)	\$0.00	\$0.00
Total Expenditures (General Fund)	\$210,693,624.00	\$225,669,065.00
Total Other Uses (General Fund)	\$0.00	\$0.00
Surplus (Deficit) (General Fund)	-\$7,693,624.00	-\$11,669,065.00
Total Revenue (All Funds)	\$276,225,000.00	\$285,593,000.00
Total Other Sources (All Funds)	\$0.00	\$0.00
Total Expenditures (All Funds)	\$284,031,856.00	\$299,388,769.00
Total Other Uses (All Funds)	\$0.00	\$0.00
Surplus (Deficit) (All Funds)	-\$7,806,856.00	-\$13,795,769.00
Budget Expenditure Review PDM1-100-009 (General Fund Exp by PIC)		
11 - Basic Educational Services	\$81,202,827.00	\$92,703,205.00
21 - Gifted & Talented	\$7,039,446.00	\$2,308,393.00
22 - Career & Technical	\$6,746,498.00	\$7,580,885.00

Finance Reports – Fall PEIMS

Fall PEIMS reporting determines State Compensatory Education (SCE) Funding based upon reporting of Census Block Group information on SCE eligible students.

Verify the funding tier student counts for Summary of Finance projections using the **HB3 Compensatory Education – Eco Dis/Census Tiers** report.

District Name: Learning ISD
District ID: 999001

2024 - 2025

All Campuses

(15) Grades Selected

Select Focus List (Optional)

Submit

Campus Summary

Tools

HB3 Compensatory Education - Eco Dis/Census Tiers for 2024 - 2025 All Campuses Grades EE, PK, KG, 01, 02, 03, 04, 05, 06, 07, 08, 09, 10, 11, 12

Age / Grade	Economic Disadvantaged Census Tiers								Total
	Tier 1		Tier 2	Tier 3	Tier 4	Tier 5			
	Census Block (Geoid)	TEXAS Census Block (Geoid) Reported - Lowest Funded Tier Default *	Census Block (Geoid)	Census Block (Geoid)	Census Block (Geoid)	Census Block (Geoid)	Homeless	Residential Placement Facility - Parent does not reside in district. Eco Dis Students	
EE	15	0	2	0	0	0	0	0	17
PK	15	0	4	1	0	3	0	0	23
KG	239	0	47	21	0	10	0	0	317
01	994	1	114	44	1	36	0	0	1,190
02	1,026	1	107	44	2	34	0	0	1,214
03	1,136	4	137	57	1	40	0	0	1,375
04	1,134	13	129	56	4	43	0	0	1,379
05	1,198	5	131	63	5	29	0	0	1,431
06	1,219	7	134	64	0	33	0	0	1,457
07	1,182	7	138	61	1	26	0	0	1,415
08	1,186	8	155	55	1	33	0	0	1,438
09	1,190	12	154	53	1	31	0	0	1,441
10	1,190	11	190	45	3	33	0	0	1,472
11	1,123	4	156	57	1	26	0	0	1,367
12	1,093	2	151	51	1	21	0	0	1,319
Total	13,940	75	1,749	672	21	398	0	0	16,855
Tier Total	14,015		1,749	672	21	398			
Grand Total	16,855								



Finance Reports – Fall PEIMS

Use the **Campus Summary** toggle to view the data by Campus. To return to default view, use the **Grade Summary** toggle.

District Name: Learning ISD
District ID: 999001

2024 - 2025

All Campuses

Select Focus List (Optional)

Submit

Grade Summary

Tools

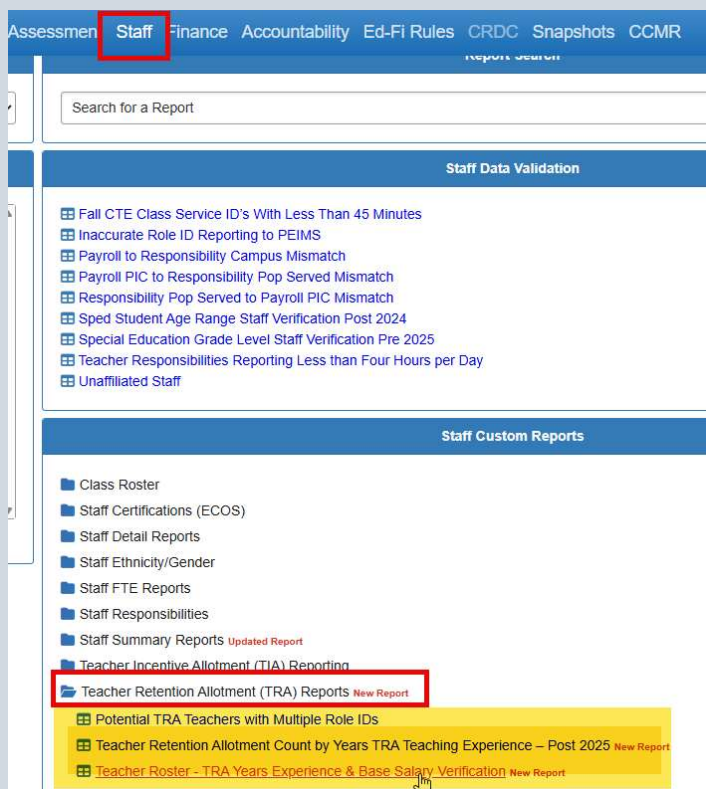
HB3 Compensatory Education - Eco Dis/Census Tiers Summary for 2024 - 2025 All Campuses All Grades

	Economic Disadvantaged Census Tiers								Total
	Tier 1		Tier 2	Tier 3	Tier 4	Tier 5			
Campus	Census Block (Geoid)	TEXAS Census Block (Geoid) Reported - Lowest Funded Tier Default *	Census Block (Geoid)	Census Block (Geoid)	Census Block (Geoid)	Census Block (Geoid)	Homeless	Residential Placement Facility - Parent does not reside in district. Eco Dis Students	
(999001001) - Leia Oragana High School	1,986	18	363	135	6	105	0	0	2,613
(999001002) - Luke Skywalker High School	2,319	10	245	61	0	0	0	0	2,635
(999001005) - Obi-Wan Kenobi High School	291	1	43	10	0	6	0	0	351
(999001042) - Joel Sager Middle School	495	5	113	50	0	43	0	0	706
(999001043) - Paul Polasek Middle School	527	3	128	44	1	0	0	0	703
(999001044) - Padme Amidala Middle School	905	5	7	34	0	23	0	0	974
(999001045) - Watto Middle School	753	5	46	0	1	1	0	0	806
(999001100) - Greedo Middle School	17	0	5	1	0	3	0	0	26
(999001102) - Mara Jade Skywalker Elementary School	367	4	51	2	1	1	0	0	426
(999001103) - Dexter Jettster Elementary School	369	1	56	49	1	0	0	0	476
(999001105) - Gonk Elementary School	645	4	137	63	2	51	0	0	902
(999001107) - Kyle Katarn Elementary School	275	3	134	1	1	0	0	0	414
(999001108) - Watto Elementary School	271	2	15	49	3	77	0	0	417

Finance Reports – Fall PEIMS

NEW

Teacher Retention Allotment Reports



This screenshot shows the 'Staff' menu in the PEIMS system. The 'Staff' tab is highlighted with a red box. Below the search bar, there are two main sections: 'Staff Data Validation' and 'Staff Custom Reports'. The 'Staff Custom Reports' section contains a list of reports, with 'Teacher Retention Allotment (TRA) Reports' highlighted by a red box and labeled as a 'New Report'. Other reports listed include Class Roster, Staff Certifications (ECOS), Staff Detail Reports, Staff Ethnicity/Gender, Staff FTE Reports, Staff Responsibilities, Staff Summary Reports, Teacher Incentive Allotment (TIA) Reporting, Potential TRA Teachers with Multiple Role IDs, Teacher Retention Allotment Count by Years TRA Teaching Experience – Post 2025, and Teacher Roster - TRA Years Experience & Base Salary Verification.

Assessment **Staff** Finance Accountability Ed-FI Rules CRDC Snapshots CCMR

Report Search

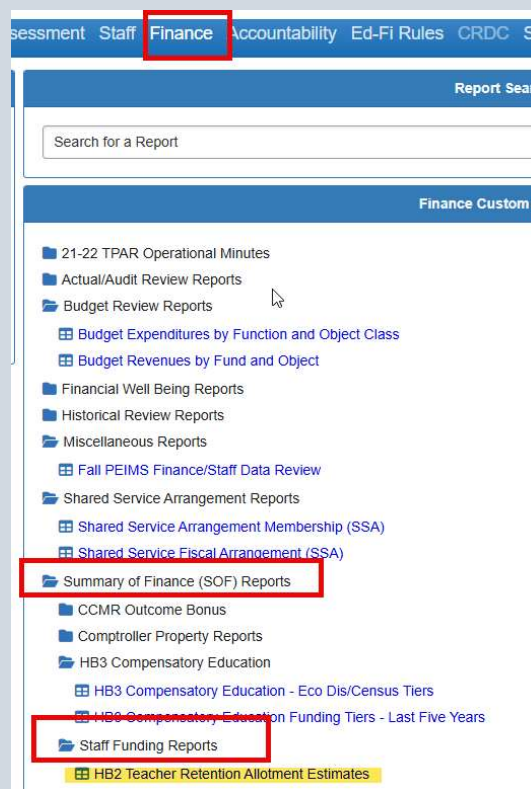
Search for a Report

Staff Data Validation

- Fall CTE Class Service ID's With Less Than 45 Minutes
- Inaccurate Role ID Reporting to PEIMS
- Payroll to Responsibility Campus Mismatch
- Payroll PIC to Responsibility Pop Served Mismatch
- Responsibility Pop Served to Payroll PIC Mismatch
- Sped Student Age Range Staff Verification Post 2024
- Special Education Grade Level Staff Verification Pre 2025
- Teacher Responsibilities Reporting Less than Four Hours per Day
- Unaffiliated Staff

Staff Custom Reports

- Class Roster
- Staff Certifications (ECOS)
- Staff Detail Reports
- Staff Ethnicity/Gender
- Staff FTE Reports
- Staff Responsibilities
- Staff Summary Reports Updated Report
- Teacher Incentive Allotment (TIA) Reporting
- Teacher Retention Allotment (TRA) Reports New Report**
- Potential TRA Teachers with Multiple Role IDs
- Teacher Retention Allotment Count by Years TRA Teaching Experience – Post 2025 New Report
- Teacher Roster - TRA Years Experience & Base Salary Verification New Report



This screenshot shows the 'Finance' menu in the PEIMS system. The 'Finance' tab is highlighted with a red box. Below the search bar, there is a list of reports under the 'Finance Custom Reports' section. 'Summary of Finance (SOF) Reports' is highlighted by a red box. Other reports listed include 21-22 TPAR Operational Minutes, Actual/Audit Review Reports, Budget Review Reports, Budget Expenditures by Function and Object Class, Budget Revenues by Fund and Object, Financial Well Being Reports, Historical Review Reports, Miscellaneous Reports, Fall PEIMS Finance/Staff Data Review, Shared Service Arrangement Reports, Shared Service Arrangement Membership (SSA), Shared Service Fiscal Arrangement (SSA), CCMR Outcome Bonus, Comptroller Property Reports, HB3 Compensatory Education, HB3 Compensatory Education - Eco Dis/Census Tiers, HB3 Compensatory Education Funding Tiers - Last Five Years, Staff Funding Reports, and HB2 Teacher Retention Allotment Estimates.

Assessment Staff **Finance** Accountability Ed-FI Rules CRDC Snapshots CCMR

Report Search

Search for a Report

Finance Custom Reports

- 21-22 TPAR Operational Minutes
- Actual/Audit Review Reports
- Budget Review Reports
- Budget Expenditures by Function and Object Class
- Budget Revenues by Fund and Object
- Financial Well Being Reports
- Historical Review Reports
- Miscellaneous Reports
- Fall PEIMS Finance/Staff Data Review
- Shared Service Arrangement Reports
- Shared Service Arrangement Membership (SSA)
- Shared Service Fiscal Arrangement (SSA)
- Summary of Finance (SOF) Reports**
- CCMR Outcome Bonus
- Comptroller Property Reports
- HB3 Compensatory Education
- HB3 Compensatory Education - Eco Dis/Census Tiers
- HB3 Compensatory Education Funding Tiers - Last Five Years
- Staff Funding Reports**
- HB2 Teacher Retention Allotment Estimates

Finance Reports – Fall PEIMS

NEW

Teacher Retention Allotment Reports

2025-2026

All Campuses Selected (24)

Null or Blank

All LEA Determined Eligibility

Select Focus List (Optional)

Submit

Teacher Roster - TRA Years Experience & Base Salary Verification for 2026 for All Campuses

Rows 100

Search

TX Unique Staff ID	Last Name	First	Mid	Gender	Eth/Race	Campus	ROLE ID (Fall)	Yr Prof Expr	Yr Expr in District	Years TRA Teaching Experience	LEA Determined TRA Eligibility	Prior Year Base Salary	Base Salary	Base Salary Difference	Total PFTE	Total Monthly Minutes
1000354225	Last Name	First Name	Middle Name	Female	Hispanic/Latino	(999001001) - Leia Oragana High School	(087) - Teacher	17	17			\$70,325	\$75,325	\$5,000	1.0001	5,920
1000354249	Last Name	First Name	Middle Name	Male	White	(999001002) - Luke Skywalker High School	(087) - Teacher	19	14			\$71,025	\$76,025	\$5,000	0.9996	13,560
1000354270	Last Name	First Name	Middle Name	Male	White	(999001001) - Leia Oragana High School	(087) - Teacher	24	12			\$147,150	\$78,900	(\$68,250)	1.0001	5,920
1000354337	Last Name	First Name	Middle Name	Female	White	(999001001) - Leia Oragana High School	(087) - Teacher	18	17			\$70,675	\$75,675	\$5,000	0.9999	4,880

Includes the new TEA Data Elements for TRA
Teachers with less than 4800 MM will highlight in RED

Finance Reports – Fall PEIMS

NEW

Teacher Retention Allotment Reports

							2025-2026	▼	Tomball ISD	▼	All Years of Experience Sel...	▼	Submit
Teacher Retention Allotment Count by Years TRA Teaching Experience – Post 2025 for T r 2025-2026													
25-26 School Year													
District/Campus	Years TRA Teaching Experience	LEA Determined TRA Eligibility	Number of Eligible Teachers	Eligible Teachers Total PFTEs	Average Base Salary	Number of Ineligible Teachers (PFTE less than .5 and/or Monthly Minutes less than 4,800)							
	0	21	31	29.46	\$74,048.55	11							
	1	29	24	23.74	\$60,958.75	5							
	2	54	44	43.72	\$60,806.52	10							
SubTotal	0 - 2	104	99	96.93	\$64,868.83	26							
	3	57	48	47.82	\$65,145.79	9							
	4	79	58	57.74	\$66,088.34	21							
SubTotal	3 - 4	136	106	105.56	\$65,661.36	30							
	5	79	61	60.61	\$69,785.62	18							
	6	74	62	61.13	\$69,079.44	12							
	7	69	60	59.86	\$69,146.88	9							
	8	64	53	52.63	\$69,330.62	11							

Identifies Ineligible Teachers

Uses the new TEA Data Elements

Finance Reports – Fall PEIMS

NEW

Teacher Retention Allotment Reports

HB2 Teacher Retention Allotment Estimates for Year 2025 - 2026

Total Fall Student Enrollment: 23,275

2025 - 2026 School Year							
District/Campus	Years of Professional Experience	Number of Eligible Teachers	Eligible Teachers Total PFTes	Per Teacher Allotment	Total Allotment	Total Base Salary	Average Base Salary
	0 - 2	106	105.336	\$0.00	\$0.00	\$6,496,768.00	\$61,676.56
	3- 4	138	136.893	\$2,500.00	\$345,000.00	\$9,018,425.00	\$65,879.61
	5 or more	1,252	1,239.972	\$5,000.00	\$6,260,000.00	\$92,758,586.00	\$74,806.99
Total					\$6,605,000.00	\$108,273,779.00	\$73,049.33

**** At this time, this report is not updated with new TEA data elements****

Actual Financial Data - PEIMS Mid-Year

MidYear PEIMS Submission (Submission 2) is Finance – Prior Year Actual Data

Actuals as of End of Fiscal Year for the previous school year

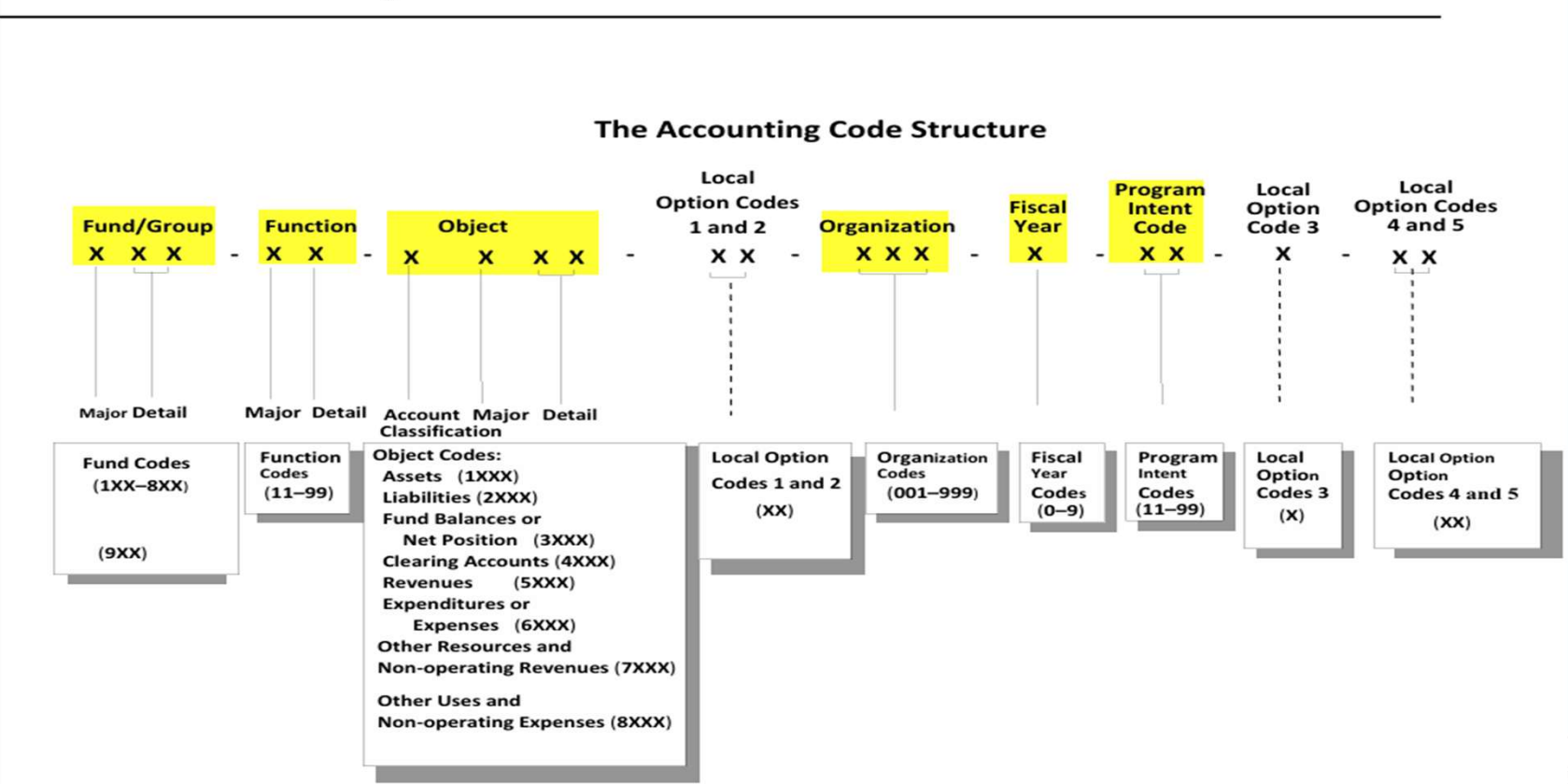
- In 2025-2026, LEAs submit Finance Actuals for 2024-2025 Fiscal Year

Ties to Annual Financial Report prepared by Auditor

Revenues (5xxx, 7xxx), Expenditures (6xxx,8xxx) and Fund Balance (3xxx) are reported by Fund, Function, Object, Org Code, Fiscal Year, and Program Intent Code (15 of 20 positions in the Account Code Structure defined by the FASRG – example on next slide)

FASR Guide - Account Code Structure

Exhibit A.1 Accounting Code Structure



Finance Reports - Midyear

MidYear Finance – PriorYear Actual Data: [TWEDS](#)

No Begin and End Dates on this data. Name Changes only. No changes in reporting requirements.

TSDS Web-Enabled Data Standards

Search. Drill. Find.

Search For: Search By: Data Elements Search

School Year: 2024-25

Collection: ALL

Submission: ALL

Published Version: 2025.2.1

Open

Reset Filter

TWEDS XML 2015-2024

Overview

Data Components

Descriptor Tables

References

Rules

Change Logs

Early Notice

Timelines

FlexibleBilingualESLProgramReportingPeriodAttendance

FlexibleCTEProgramReportingPeriodAttendance

FlexibleRegularProgramReportingPeriodAttendance

FlexibleSpecialEducationProgramReportingPeriodAttendance

LocalEducationAgency

ObjectiveAssessment

Parent

PayrollExt

PriorYearActualExt

PriorYearLeaver

PriorYearLeaverParent

PriorYearLeaverStudentParentAssociation

Program

ReportingPeriodExt

RestrainedEvent

School

Section

Session

ShareServiceArrangementExt

SpecialEducationProgramReportingPeriodAttendance

SpecialProgramsReportingPeriodAttendance

SSAOrgAssociationExt

Staff

StaffEducationOrganizationAssignmentAssociation

StaffEducationOrganizationEmploymentAssociation

StaffSchoolAssociation

StaffSectionAssociation

Student

StudentAcademicRecord

StudentApplication

StudentAssessment

PriorYearActualExt Entity

Data Element	NP*	Core	PEIMS	Length	Data Type	Descriptor Table	Element ID
LocalEducationAgency							
FiscalYear		PM	1	Number			E0974
ActualAmount		PM	11	Number			E0774
ActualFund		PM		Descriptor	C145A		E0316A
ActualFunction		PM		Descriptor	C146A		E0317A
ActualObject		PM		Descriptor	C159A		E0318A
Organization		PM	3	Number			E0319
ActualProgramIntent		PM		Descriptor	C147A		E0320A

Legend

PEIMS:
PF-FALL Submission
PM-MDYR Submission
PS-SUMR Submission
PE-XYR Submission

NP = "Not Promoted"

Hyperlinked NP data elements are not promoted for this entity, but may be promoted from other entities

Non-hyperlinked NP data elements are not promoted from any entity

link icon hyperlinks to the entity for a cross-referenced item

NOTE: For specifics on which Core collections a data is used in, click the hyperlinked data element name or hover over the checkmark icon

Entity Description

The PriorYearActualExt Entity represents the sum of the financial transactions to date relating to a specific account.

General Reporting Requirements

Requires vendor processing of PriorYearActual records into the TEA iODS to meet these requirements. Verify any crosswalks in your vendor process as in prior years.

Finance Reports - Midyear

MidYear Finance – PriorYear Actual Data

Use the Descriptor Table (code tables) links to verify any crosswalk or roll up requirements and degree of detail to report.

Ex: [C145A](#) (Actual Fund) and [C159A](#) (ActualObject)

Table Identification		Name	Date Issued	Date Updated
C145A		ActualFund	03/01/1996	07/01/2024
Descriptor	Short Description		Long Description	
101	Food Service		Food Service	
102	ESC State Support (Education Service Centers Only)		ESC State Support (Education Service Centers Only)	
199	General Fund		General Fund	
203	Child Care Development Block Grant		Child Care Development Block Grant	
205	Head Start		Head Start	
206	ESEA Title X, Part C -Education For The Homeless Children And Youth		ESEA Title X, Part C -Education For The Homeless Children And Youth	
209	Energy Conservation For Institutional Buildings		Energy Conservation For Institutional Buildings	
211	ESEA Title I Part A-Improving Basic Programs		ESEA Title I Part A-Improving Basic Programs	
212	ESEA Title I Part C-Education of Migratory Children		ESEA Title I Part C-Education of Migratory Children	
218	ESEA Title V, Part D, Sub 6, Jacob Javits GT Students Education Act		ESEA Title V, Part D, Subpart 6, Jacob Javits Gifted And Talented Students Education Act	
220	Adult Education (ABE)-Federal		Adult Education (ABE)-Federal	
222	National And Community Service Trust Act-Learn And Serve America		National And Community Service Trust Act-Learn And Serve America	
223	Temporary Assistance For Needy Families (TANF)		Temporary Assistance For Needy Families (TANF)	
224	IDEA-Part B, Formula		IDEA-Part B, Formula	
225	IDEA-Part B, Preschool		IDEA-Part B, Preschool	
226	IDEA-Part B, Discretionary		IDEA-Part B, Discretionary	

Finance Reports - Midyear

PEIMS Financial Promotions

NOTE: All data are promoted from the current year IODS.

Finance > Actual

Base Logic: The system shall promote **Actual subcategory** data

- WHERE EducationOrganization was active or under construction in the prior school year
- AND the latest ActualExt.BeginDate

DOMAIN	ENTITY	DATA ELEMENT	PROMOTION LOGIC
Finance	ActualExt	EducationOrganization (reference) E0317 ActualFunction E0316A ActualFund E0974 FiscalYear E0774 ActualAmount E0318A ActualObject E0319 Organization E0320A ActualProgramIntent	Data is promoted as reported

Finance Reports - Midyear

MidYear SSA Membership Reporting : [TWEDS Definition](#)

No changes to reporting requirements - This data is reported in both Fall and MidYear PEIMS.

PriorYearSSAOrgAssociationExt Entity

Data Element	NP*	Core	PEIMS	Length	Data Type	Descriptor Table	Element ID
LocalEducationAgency							
PriorYearSSAType		PM		2	Descriptor	C049A	E0776A
FiscalAgentDistrictId		PM		6	Number		E0777

*

Legend

Finance Reports - Midyear

MidYear PEIMS SSA Membership Promotion Logic

No change in reporting requirements. **Note there are no begin/end dates therefore promotion will include whatever data is present when MidYear PEIMS is promoted.*

Education Organization > SSA Organization Association

Base Logic:

The system shall only promote **SSA Organization subcategory** data

- WHERE EducationOrganization was active or under construction in the prior school year

DOMAIN	ENTITY	DATA ELEMENT	PROMOTION LOGIC
Education Organization	PriorYearSSAOrgAssociationExt	EducationOrganization (reference) E0776 SSAType E0777 FiscalAgentDistrictId	Data is promoted as reported

Finance Reports - Midyear

MidYear SSA Arrangement (Fiscal reporting) : [TWEDS Definition](#)

No changes to reporting requirements - This data is reported in MidYear PEIMS only

SharedServiceArrangementExt Entity

Data Element	NP*	Core	PEIMS	Length	Data Type	Descriptor Table	Element ID
LocalEducationAgency							
SSAMemberDistrictId		PM		6	Number		E0981
SSAType		PM		2	Descriptor	C049	E0776
FiscalYear		PM		1	Number		E0974
ActualAmount		PM		11	Number		E0774
SSAFund		PM			Descriptor	C145S	E0316S

*

Finance Reports - Midyear

MidYear SSA Arrangement (Fiscal reporting)
*No change in reporting requirements. *Note there are no begin/end dates therefore promotion will include whatever data is present when MidYear PEIMS is promoted.*



PEIMS Mid-year Promotion Logic

Finance > Shared Services Arrangement Actual

Base Logic: The system shall promote Shared Services Arrangement Actual data where EducationOrganization was active or under construction in the prior school year.

DOMAIN	ENTITY	DATA ELEMENT	PROMOTION LOGIC
Finance	SharedServiceArrangmentExt	EducationOrganization (reference) E0981 SSAMemberDistrictId E0776 SSAType E0974 FiscalYear E0774 ActualAmount E0316S SSAFund	Data is promoted as reported.

ODS File Center Ed-Fi API_MDYR Info

Verify data promoted in the ODS File Center – TSDS Ed-Fi 24-25 API_MDYR [Info](#) link:

BookmarksUser GroupsMy Custom ReportsFocus ListFile CenterSupportTrainingSearch

OnPointDashboardsMy DashboardsStudentAssessmentStaffFinanceAccountabilityEd-Fi RulesXML ReviewCRDCHelpTicket

Data SourcesData ReconciliationOnSyncStudent ID MergeLegacy Files

TSDS Ed-Fi

Ed-Fi API

TSDS XML or CSV

PEIMS

Class Roster

ECDS

RF Tracker

SPPI-14

SELA

Child Find

PEIMS CTE Student Roster

District

PEIMS (Legacy)

CTE Transfer Courses

AVID

Profile Images

CRDC

SCHOOL FORM

T-TESS

Teacher Appraisals

BOY & Interim Assessment

Interim & B.O.Y.

TEAL

CCMR EWS Supplement

CCMR Tracker

CCMR Verifier

CCMR Outcome Bonus

Accelerated Tester

Prelim 4 Year Longitudinal Cohort

Final Graduation Longitudinal Cohorts

Staff Certifications

Campus Closing the Gaps Domain Data Table

ACT

ACT (High School)

Pre ACT

TSIA

Accuplacer

TSIA 2

Other Exams

IB

Common Assessment

TTAP

College Board

SAT

AP

PSAT 10/NMSQT

PSAT 8/9

NWEA MAP

Combo Student

Class Assignment

IStation

ISIP

Cambium / ETS / Pearson

STAAR 3-8 & 3-8 ALT

STAAR EOC & EOC ALT

Telpas

Telpas ALT

SDR / SIRS

STAAR 3-8 & 3-8 ALT SDR / SIRS

STAAR EOC & EOC ALT SDR / SIRS

Telpas SDR / SIRS

Telpas ALT SDR / SIRS

Filter by key phrase

Submission Name	Submission	Status	Date Promoted
2024 - 2025 School Year			
API_MDYR_24-25	12_02_01_05_54	Mid Year	Preliminary
			2024-12-02

Education Organization

Subcategory (Code)	Domain	Entity	Promoted	Records
Local Education Agency (10010)	Education Organization	LocalEducationAgency	1	1,287
Campus (10020)	Education Organization	School	53	22,800
SSA Organization Association (10011)	Education Organization	SSAOrgAssociationExt	3	3

Finance

Subcategory (Code)	Domain	Entity	Promoted	Records
Actual (20032)	Finance	PriorYearActualExt	2,309	2,309
Shared Service Arrangement (20033)	Finance	Shared Service Arrangement Ext	0	2,309

© 2024, On Data Suite

Latest TEA Ed-Fi IODS Pull: 12/02/2024 01:05 AM Version OP-12.19.0

ODS MidYear PEIMS Data Reporting

REMINDER: The File Center will reflect the Year TEA Collects the Data (year reported).

For MidYear Submissions – All ODS reporting in Finance will reflect the Year the Data Represents, not the year reported.

Ex: MidYear PEIMS reported in 25-26, will be identified under year 2025-2026 in the File Center.

Data reporting in the Finance Menu for MidYear PEIMS submission 25-26, will be reported as year 24-25 (Actual Audit year data represents).

Finance Report Center – Actual MidYear

Report ordered by Fiscal Year .

- *This has been the most common data issue observed thus far in promotion – incorrect Fiscal Year.*
- *Second issue noted is missing Fund Balance details – verify 3xxx reporting*

Actual - Mid Year by Fiscal Year by Fund by Function by Object by Campus/Org by Program Intent

Fiscal Year	Fund	Function	Object	Campus/Org	Program Intent	23-24
3 - 3	429 - State Funded Special Rev Funds	00 - No Function	3600 - Unassigned Fund Balance	000	00 - No program	\$-19,649.00
		11 - Instruction	6119 - Sal/Wages-Teachers & Other PP	999 - Undistributed	37 - Dyslexia - Regular Education	\$18,900.00
			6141 - Social Security/Medicare	999 - Undistributed	37 - Dyslexia - Regular Education	\$259.00
			6143 - Workers' Compensation	999 - Undistributed	37 - Dyslexia - Regular Education	\$87.00
			6145 - Unemployment Compensation	999 - Undistributed	37 - Dyslexia - Regular Education	\$45.00
		13 - Curriculum/Instr Stf Devpmnt	6499 - Misc Operating Costs	999 - Undistributed	37 - Dyslexia - Regular Education	\$360.00
4 - 4	211 - Title I(A) Improving Basic Pgm	00 - No Function	3600 - Unassigned Fund Balance	000	00 - No program	\$-71,568.00
		11 - Instruction	6119 - Sal/Wages-Teachers & Other PP	044 - MIDDLE	30 - Title I, Part A Schoolwide Activities Related to State Co...	\$11,598.00
				108 - EL	30 - Title I, Part A Schoolwide Activities Related to State Co...	\$13,821.00
				111 - EL	30 - Title I, Part A Schoolwide Activities Related to State Co...	\$8,598.00
				117 - EL	30 - Title I, Part A Schoolwide Activities Related to State Co...	\$15,643.00
			6129 - Sal/Wages-Support Personnel	108 - EL	30 - Title I, Part A Schoolwide Activities Related to State Co...	\$2,531.00
			6141 - Social Security/Medicare	044 - MIDDLE	30 - Title I, Part A Schoolwide Activities Related to State Co...	\$163.00
				108 - EL	30 - Title I, Part A Schoolwide Activities Related to State Co...	\$211.00
				111 - EL	30 - Title I, Part A Schoolwide Activities Related to State Co...	\$120.00
				117 - EL	30 - Title I, Part A Schoolwide Activities Related to State Co...	\$214.00

Finance Report Center – Actual MidYear

Use Edit Report to Filter on Fiscal Year 5 only for list of accounts in MidYear reporting with invalid fiscal year.

- This list is also in the Ed-Fi Rules – PEIMS MidYear - Fatal Edit 20032-0024 If ActualFund is "101", "102", "199", "240", "420", or "701", then FiscalYear must be "4".*

The screenshot displays the Finance Report Center interface. On the left, the 'REPORT OPTIONS' sidebar shows the 'Edit Report' button highlighted with a red box. The main area is divided into three panels. The 'Finance Report Center' panel shows a list of reports with 'Actual - Mid Year' selected. The 'Finance Criteria Filters' panel shows a table of filters with 'Fiscal Year' selected and '5' highlighted. The 'Report Commands' panel shows the 'Create Report' button highlighted with a red box.

REPORT OPTIONS

Focus List: All Students

Graphing: Plain, Inverted, Polar

Heatmap: Warm, Off

Gradient Settings: Inverse, lowest, highest

Other Options: Export to Excel, Edit Report, Bookmark, Percents

Finance Report Center

PEIMS
Actual - Mid Year
Budget - Fall

Finance Criteria Filters

Actual - Mid Year School Years

15-16 16-17 17-18 18-19 19-20 20-21 21-22 22-23 23-24

Criteria 1: Fiscal Year

Code	Description
0	0
1	1
2	2
3	3
4	4
5	5
6	6
7	7
8	8
9	9

Showing 1 to 10 of 10 Filters

Criteria 2: Fund

Report Commands

Create Report

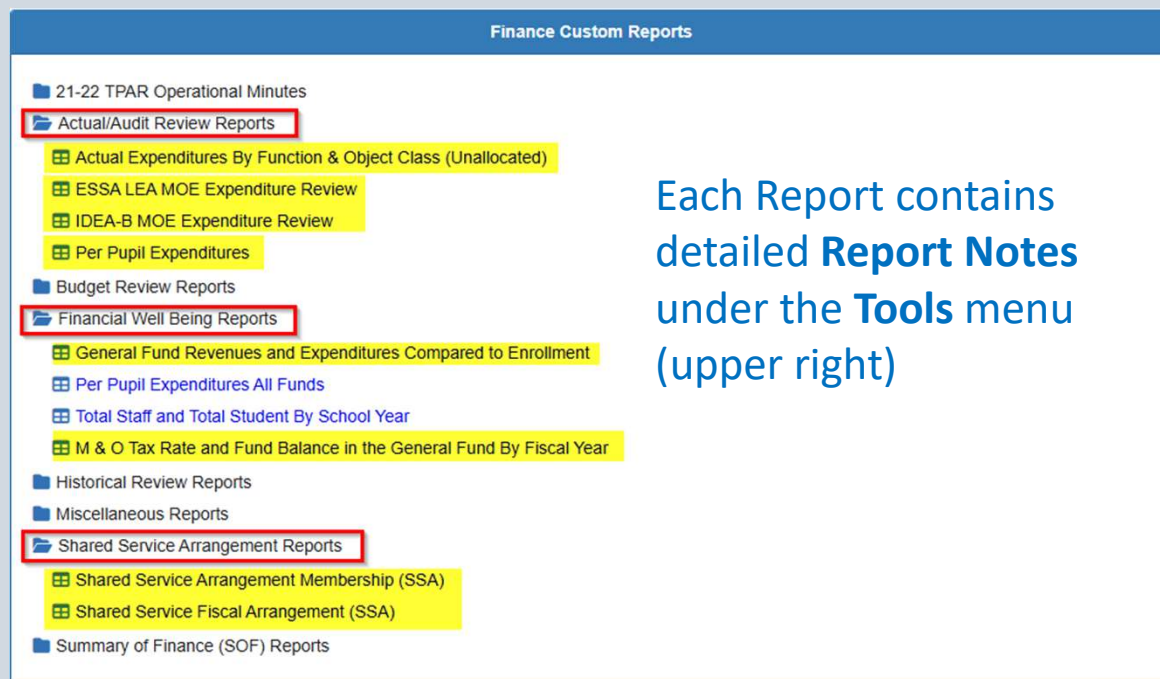
Cancel

Data Source Information

Please choose a data source from the Report Center.

Finance Reports - Midyear

Three primary areas in Finance Menu to review Prior Year Actual PEIMS reporting.



Finance Actual/Audit Review Reports

Finance - Finance Custom Reports - Actual/Audit Review Reports

Review **Actual Expenditures by Function & Object Class (Unallocated)**

Do these amounts match the Board-Approved Annual Financial Report?

If not, were all Audit Adjusting Entries posted in your ERP?

Is data reporting correct Fiscal Year?

Do these reports tie back to the General Ledger accounts?

If not, did something not crosswalk correctly in your ERP?

Important to do a three-way match to the Audit report, GL, and PEIMS data - *School FIRST Indicator

Finance Actual/Audit Review Reports

2024-2025

All Funds Selected (17)

All Campus/Org

All Program Intent Codes S...

Exclude Payroll

Submit

Actual Expenditures By Function & Object Class (Unallocated) for 2024-2025 and All Funds and All Organizations and All PICS

Function	61xx Payroll	%(Total Exp)	62xx Prof/Contract	%(Total Exp)	63xx Supply/Materials	%(Total Exp)	64xx Other Oper	%(Total Exp)	65xx Deb Svc	%(Total Exp)	66xx Capital Outlay	%(Total Exp)	Total	%(Total Exp)
Operations:														
11 - Instruction	\$20,065,890.00	27.91%	\$923,731.00	1.28%	\$659,601.00	0.92%	\$23,510.00	0.03%	\$0.00	0.00%	\$83,319.00	0.12%	\$21,756,051.00	30.26%
12 - Instr Resources/Media Services	\$409,124.00	0.57%	\$10,840.00	0.02%	\$41,326.00	0.06%	\$300.00	0.00%	\$0.00	0.00%	\$0.00	0.00%	\$461,590.00	0.64%
13 - Curriculum/Instr Stf Devlpmt	\$112,878.00	0.16%	\$116,248.00	0.16%	\$3,720.00	0.01%	\$18,485.00	0.03%	\$0.00	0.00%	\$0.00	0.00%	\$251,331.00	0.35%
21 - Instructional Leadership	\$590,520.00	0.82%	\$27,690.00	0.04%	\$5,530.00	0.01%	\$1,377.00	0.00%	\$0.00	0.00%	\$0.00	0.00%	\$625,117.00	0.87%
23 - School Leadership	\$1,820,925.00	2.53%	\$8,718.00	0.01%	\$31,966.00	0.04%	\$11,775.00	0.02%	\$0.00	0.00%	\$0.00	0.00%	\$1,873,384.00	2.61%
31 - Guidance/Counseling/Eval Svcs	\$1,547,967.00	2.15%	\$99,191.00	0.14%	\$32,154.00	0.04%	\$2,337.00	0.00%	\$0.00	0.00%	\$0.00	0.00%	\$1,681,649.00	2.34%
33 - Health Services	\$346,079.00	0.48%	\$1,128.00	0.00%	\$15,420.00	0.02%	\$4,250.00	0.01%	\$0.00	0.00%	\$0.00	0.00%	\$366,877.00	0.51%
34 - Student (Pupil) Transportation	\$922,281.00	1.28%	\$104,981.00	0.15%	\$244,061.00	0.34%	\$51,939.00	0.07%	\$0.00	0.00%	\$383,243.00	0.53%	\$1,706,505.00	2.37%
35 - Food Services	\$837,412.00	1.16%	\$27,055.00	0.04%	\$1,169,408.00	1.63%	\$1,848.00	0.00%	\$0.00	0.00%	\$0.00	0.00%	\$2,035,723.00	2.83%
36 - Extracurricular Activities	\$1,150,212.00	1.60%	\$185,824.00	0.26%	\$1,007,813.00	1.40%	\$476,601.00	0.66%	\$0.00	0.00%	\$55,979.00	0.08%	\$2,876,429.00	4.00%

*Note: Filter option to Exclude Payroll AND
Tools option to add a Heatmap to the report



Actual/Audit Review Reports to Verify

Finance - Finance Custom Reports - Actual/Audit Review Reports

Review **ESSA LEA MOE Expenditures Review**

- Requires districts to maintain same level of effort of state and local expenditures from one fiscal year to the next
- If your district receives ESSA funds, MOE requirement specifies that you must spend **at least 90% of state and local funds as previous fiscal year**
- Must pass at least one test to meet compliance requirements to receive full allocation of ESSA funds
- Includes Summer PEIMS data for the reported fiscal year

Finance Actual/Audit Review Reports

ESSA LEA MOE Expenditure Review for 2024-2025

Function	2023 - 2024	2023 - 2024	2024 - 2025
	State & Local Expenditures	90% Minimum Requirement	Actual State & Local Expenditures - Determination Year
11 - Instruction	\$ 19,978,169		\$ 20,288,705
12 - Instr Resources/Media Services	\$ 424,964		\$ 461,590
13 - Curriculum/Instr Stf Devlpmnt	\$ 152,243		\$ 145,158
21 - Instructional Leadership	\$ 638,280		\$ 621,597
23 - School Leadership	\$ 1,882,047		\$ 1,873,384
31 - Guidance/Counseling/Eval Svcs	\$ 1,092,850		\$ 1,239,069
32 - Social Work Services	\$ -		\$ -
33 - Health Services	\$ 376,216		\$ 366,877
34 - Student (Pupil) Transportation	\$ 1,704,369		\$ 1,706,505
35 - Food Services (Deficit Only)	\$ -		\$ -
36 - Extracurricular Activities (Deficit Only)	\$ -		\$ -
41 - General Administration	\$ 1,405,876		\$ 1,195,294
51 - Facilities Maintenance and Operations	\$ 4,276,583		\$ 4,580,471
53 - Data Processing Services	\$ 972,877		\$ 1,172,921
71 - Debt Service *(reference Report Notes)	\$ 34,691		\$ -
Total Expenditures	\$ 22,820,465	\$ 20,645,240	\$ 22,654,574

Actual/Audit Review Reports to Verify

Finance - Finance Custom Reports - Actual/Audit Review Reports

Review **IDEA-B MOE Expenditures Review**

- Requires districts to maintain same level of effort of state and local expenditures from one fiscal year to the next
- If your district receives IDEA-B funds, MOE requirement specifies that you must spend **at least the same of state and local funds as previous fiscal year to provide services to students with disabilities**
- Must pass at least one test to meet compliance requirements

Actual/Audit Review Reports to Verify

Years 2 items selected

Submit

IDEA-B MOE Expenditure Review for Years 2024, 2025

Function	2023 - 2024				2024 - 2025				Total Inc/Dec
	23 - Special Education	33 - PreK Special Education	43 - Dyslexia Special Education	Total	23 - Special Education	33 - PreK Special Education	43 - Dyslexia Special Education	Total	
11 - Instruction	\$ 18,756,579	\$ 4,539	-	\$ 18,761,118	\$ 20,415,323	-	-	\$ 20,415,323	\$ 1,654,205
12 - Instr Resources/media Services	-	-	-	-	-	-	-	-	-
13 - Curriculum/Instr Stf Devlpmt	\$ 1,292	-	-	\$ 1,292	\$ 720	-	-	\$ 720	\$ (572)
21 - Instructional Leadership	\$ 455,535	-	-	\$ 455,535	\$ 529,918	-	-	\$ 529,918	\$ 74,383
23 - School Leadership	-	-	-	-	-	-	-	-	-
31 - Guidance/counseling/eval Svcs	\$ 2,433,720	-	-	\$ 2,433,720	\$ 2,542,162	-	-	\$ 2,542,162	\$ 108,442
32 - Social Work Services	-	-	-	-	-	-	-	-	-
33 - Health Services	-	-	-	-	-	-	-	-	-
34 - Student (Pupil) Transportation	\$ 1,529,357	-	-	\$ 1,529,357	\$ 1,563,154	-	-	\$ 1,563,154	\$ 33,797

Finance Data Integrity Review Reports

1. Finance - Finance Custom Reports - Actual/Audit Review Reports

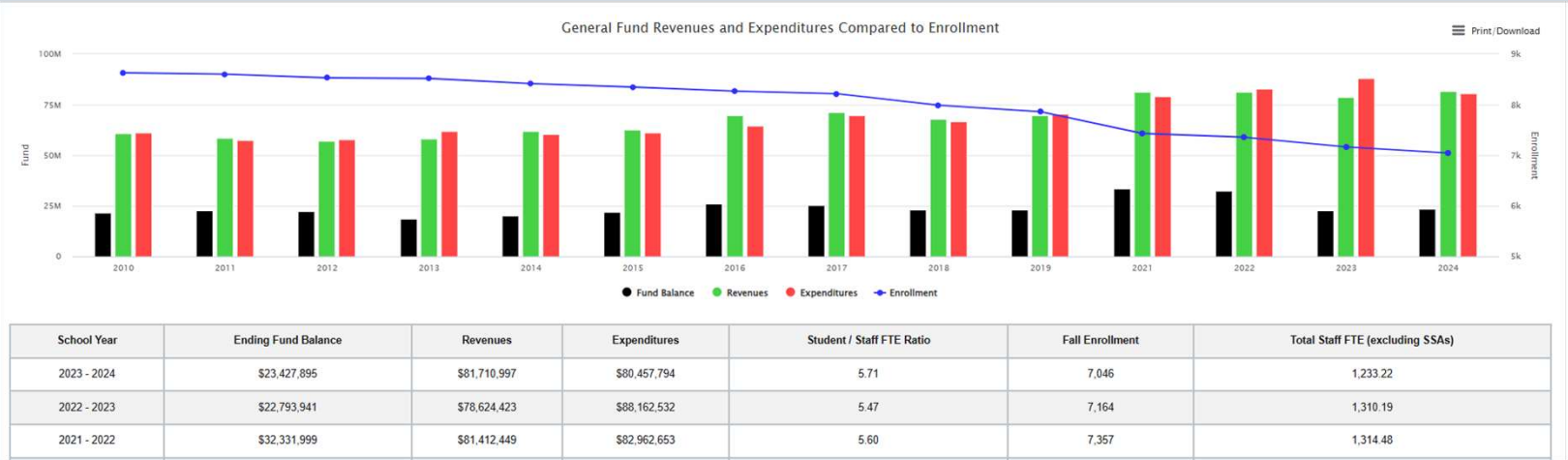
- Review **Per Pupil Expenditures** - *Displays actual expenditures per pupil by object code. Filters to provide data by fund by organization code and by program intent code are available.*

<div>2024-2025 ▾ All Fund Code Selected (18) ▾ All Campus/Org ▾ All Program Intent Codes Selected (13) ▾ <button>Submit</button></div>			
Per Pupil Expenditures for 2024-2025 and Fund Codes and All Organization Codes and Program Intent Codes			
Fall Membership:		22,826	
		All Funds	
		All PICs	
Object Code	Object Code Description	Per Pupil	Amount
6100	Payroll Costs	\$2,911.29	\$66,453,134.00
6112	Sal/Wages-Sub Teachers & Other Prof	\$86.61	\$1,977,062.00
6121	Extra Duty/OT-Support Persnl	\$46.37	\$1,058,575.00
6122	Sal/Wages for Substitute Support Personnel	\$10.29	\$234,885.00
6129	Sal/Wages-Support Personnel	\$1,430.61	\$32,655,248.00
6139	Employee Allowances	\$0.84	\$19,185.00
6141	Social Security/Medicare	\$106.49	\$2,430,892.00
6142	Group Health & Life Insurance	\$307.37	\$7,016,076.00
6143	Workers' Compensation	\$43.74	\$998,421.00

Finance Data Integrity Review Reports

2. Finance - Finance Custom Reports – Financial Well Being Reports

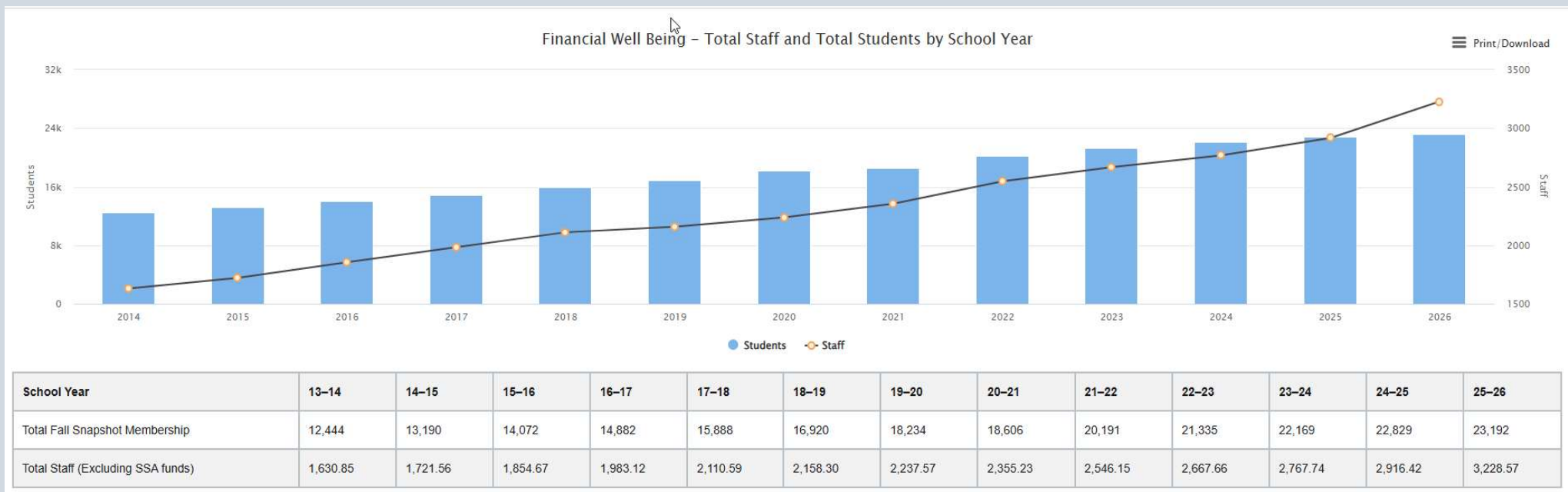
- Review **General Fund Revenues and Expenditures Compared to Enrollment**- Displays key financial totals with staff and student data. Use for Longitudinal review for accuracy and program objectives.



Finance Data Integrity Review Reports

1. Finance - Finance Custom Reports – Financial Well Being Reports

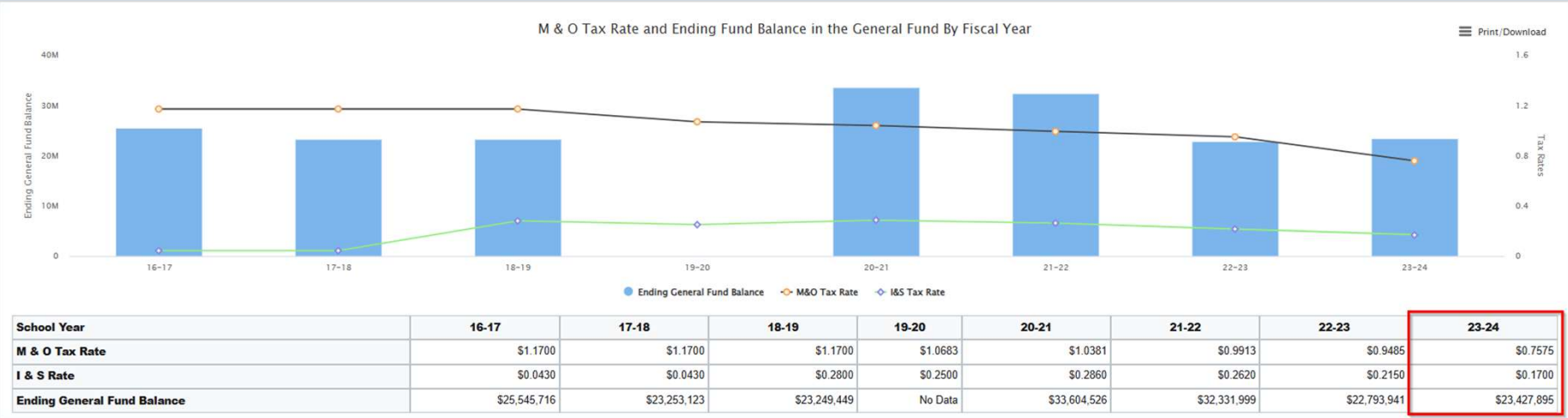
- Total Staff and Total Students by School Year



Finance Data Integrity Review Reports

1. Finance - Finance Custom Reports – Financial Well Being Reports

- Review **M&O Tax Rate and Ending Fund Balance in the General Fund by Fiscal Year** Displays M&O tax rate (Maintenance & Operations) across years as compared to ending general fund balance.



Finance Reports – Prior Year Actuals SSA

Shared Service Arrangement Fiscal for 2024

Year	Record	Submission	Fiscal Agent ID	Fiscal Agent Name	Member District ID	Member District Name	Type Code	Type Desc	Fund Code	Fund Code Desc	Fiscal Year	Actual Amount
23-24	033	Mid Year					10	Regional Day School Pgm for Deaf	315	SSA-IDEA(B)-Discretionary	4	\$5,090.00
23-24	033	Mid Year					10	Regional Day School Pgm for Deaf	435	Shared Services Arrangements-Regional Day School For The Deaf	4	\$17,123.00
23-24	033	Mid Year					10	Regional Day School Pgm for Deaf	315	SSA-IDEA(B)-Discretionary	4	\$5,090.00
23-24	033	Mid Year					10	Regional Day School Pgm for Deaf	340	SSA-IDEA-Part C (Deaf)	4	\$22.00
23-24	033	Mid Year					10	Regional Day School Pgm for Deaf	435	Shared Services Arrangements-Regional Day School For The Deaf	4	\$102,741.00
23-24	033	Mid Year					10	Regional Day School Pgm for Deaf	315	SSA-IDEA(B)-Discretionary	4	\$3,393.00
23-24	033	Mid Year					10	Regional Day School Pgm for Deaf	340	SSA-IDEA-Part C (Deaf)	4	\$15.00
23-24	033	Mid Year					10	Regional Day School Pgm for Deaf	435	Shared Services Arrangements-Regional Day School For The Deaf	4	\$68,494.00
23-24	033	Mid Year					10	Regional Day School Pgm for Deaf	315	SSA-IDEA(B)-Discretionary	4	\$2,545.00
23-24	033	Mid Year					10	Regional Day School Pgm for Deaf	340	SSA-IDEA-Part C (Deaf)	4	\$11.00

Create Your Own Reports to Verify Data

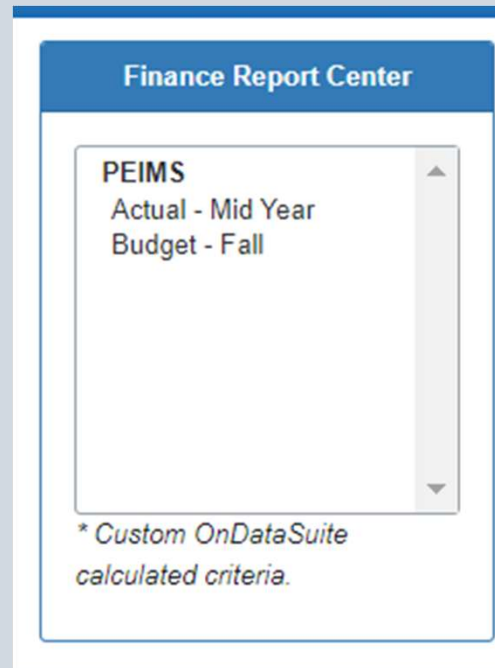
Finance Report Center

- Can create custom reports for both Budget-Fall data and Actual - Mid-Year data

Add Charts!


Filter Data!

Export to Excel!



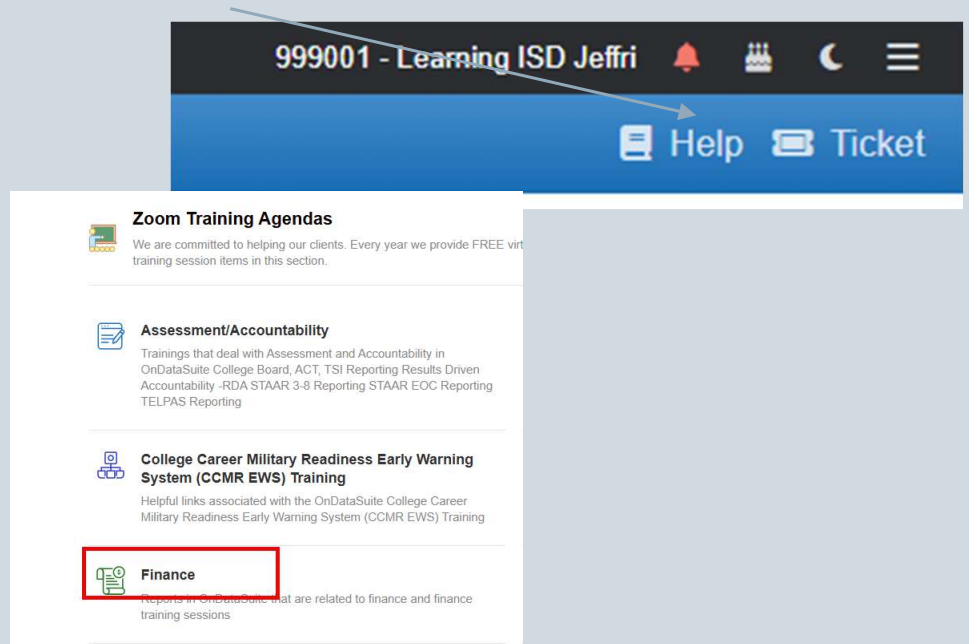
OnDataSuite Training References

- <https://kb.ondatasuite.com/> or by clicking on Help from your OnDataSuite screen in the top right corner
- Training presentation available under
- Zoom Training Agendas - Finance



Zoom Training Agenda's

We are committed to helping our clients. Every year we provide FREE virtual training sessions to our users. Our users can reference specific, key training session items in this section.



The screenshot shows the OnDataSuite interface. At the top, a black header bar displays "999001 - Learning ISD Jeffri" and icons for notifications, a calendar, a moon, and a menu. Below this is a blue navigation bar with "Help" and "Ticket" links. An arrow points from the "Help" link to a dropdown menu. The dropdown menu lists several training categories: "Zoom Training Agendas", "Assessment/Accountability", "College Career Military Readiness Early Warning System (CCMR EWS) Training", and "Finance". The "Finance" category is highlighted with a red box.

Zoom Training Agendas

We are committed to helping our clients. Every year we provide FREE virtual training session items in this section.

Assessment/Accountability

Trainings that deal with Assessment and Accountability in OnDataSuite College Board, ACT, TSI Reporting Results Driven Accountability -RDA STAAR 3-8 Reporting STAAR EOC Reporting TELPAS Reporting

College Career Military Readiness Early Warning System (CCMR EWS) Training

Helpful links associated with the OnDataSuite College Career Military Readiness Early Warning System (CCMR EWS) Training

Finance

Reports in OnDataSuite that are related to finance and finance training sessions.

OnDataSuite Training References



Summary of Finance (SOF) Student Data Reporting

This training is focused on the reporting in OnDataSuite designed to assist with monitoring and/or completing the Summary of Finance (SOF) template. Use these reports to track Fall and Summer PEIMS data reporting impact on funding throughout the school year.

Summary of Finance Training Presentation

March 27, 2025 OnDataSuite Presentation

Summary of Finance Student Data – Getting Started

Summary of Finance Student Data – File Center / Data Sources

NOTE: If any of the files are missing, or data is missing from the files, the reports will still generate...

Summary of Finance Student Data – Summary of Finance Reports Overview

Reports are designed for CFO/Business Manager access in Finance. *Note: Finance user will need Finance Administrator, Student Aggregate Total, Finance Reports...

Summary of Finance Student Data – Summary of Finance Summary Report

Report Location: Finance > Finance Custom Reports > Summary of Finance Summary > Summary of Finance – Student/Staff Data Summary...

Next >

Summary of Finance Student Data - Student Funding Detail Reports

The Student Funding Detail Reports are combined by type of student data (ADA, FTE, Counts, etc) to give six weeks reporting and/or...

Summary of Finance Student Data – CCMR Outcome Bonus

All CCMR Outcome Bonus Funding Reporting is based upon the extent the LEA is utilizing the CCMR Early Warning System...

Summary of Finance Student Data – Comptroller Property Reports

Two Property Summary reports provided are based upon the publicly posted data from the State Comptroller's website. <https://comptroller.texas.gov/taxes/property-tax/pvs/#skip-scroll> Property Type Summary...

Summary of Finance Student Data – Support/Training



Support and Training - OnDataSuite Knowledge Base

Submit Ticket

* Subject

* Description

Category

Select Options

* Phone Number

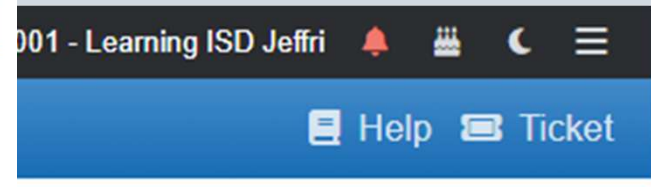
Attach Files

Attach Files

No files selected

* Limit 1 gb

Submit



Questions

Thank you!