



CCMR Outcome Bonus Funding Data Review

May 7, 2026

Agenda

Overview of using OnDataSuite (ODS) Finance and Accountability reporting as it relates to CCMR Outcome Bonus. The ODS reporting is primarily based upon the extent the ODS Accountability – CCMR Early Warning System is utilized.

Overview of Ed-Fi / File Loading to ODS

Overview of CCMR Outcome Bonus

CCMR Outcome Bonus Reports

CCMR Dashboard

Resources



OnDataSuite Resources – Ed-Fi Status

Documentation References: <https://kb.ondatasuite.com> *Note: same menu accessible from Help option in OnDataSuite.

OnDataSuite™

How can we help?

Search the knowledge base...

Helpful Links

I ❤️ PEIMS

File Center

If you have questions about any file that needs to be loaded into your OnDataSuite account, this is the place to start. Every file requirement is explained in detail in this section.

- File Center Associating Files to Reporting Tabs
- File Center Data Reconciliation
- File Center Email Notifications
- File Center Verifying Upload
- File Center Status

[View all →](#)

Getting Started

If you are just getting started with your OnDataSuite setup or you want to see if you missed anything, we highly recommend you take a peek in this section. Articles found in this section were hand picked to help you get up and running in no time.

- Logging into OnDataSuite
- About OnDataSuite
- How to add a new user
- Suggested User Access Privileges

[View all →](#)

ED-Fi

- Go Live 2025-2026 Status
- Go Live 2024-2025 Status
- Loading TSDS CSVs as of 2024-2025
- TEA Ed-Fi IODS Connection
- "What the Ed-Fi?" Workshop Series.

[View all →](#)

Reporting Areas

- Student Menu
- Student Data Validation
- STAAR Results Report

Zoom Training Agendas

We are committed to helping our clients. Every year we provide FREE virtual training sessions to our users. Our users can reference specific, key

Helpful Articles

- Logging into OnDataSuite
- 2024 A-F Reporting Update Log
- 2025 A-F Reporting Update Log
- Private: 2023 A-F Reporting Update Log
- Suggested Assessment & Accountability File Center Upload Calendar Dates
- Go Live 2024-2025 Status
- Loading TSDS – PEIMS – District Level
- Loading District –CCMR EWS Supplement Files
- TEA Ed-Fi IODS Connection
- Comptroller Tax Values/Rates
- User Settings
- Loading Cambium Student Data Retrieval (SDR) OR Pearson Student Information Retrieval System (SIRS) files
- CCMR EWS System Update Log
- Domain II A Student Growth & B Relative Performance Summary



ODS 25-26 Staff related reporting status

How to identify latest Ed-Fi “promoted” data

Lower Right footer Latest TEA Ed-Fi Pull: data/time stamp

Every ODS page has a black footer and if TEA Ed-Fi data is flowing it is noted on the lower corner

For details on the last 30 days related to Ed-Fi pulls, drill into the link:

Date	IODS Year	Pull Time	Pull Type
09/15	24-25, 25-26	Next Schedule @ 1:15 AM	Automated/Scheduled
09/14	25-26	1:15 AM - 1:22 AM	Automated/Scheduled
09/14	24-25	1:15 AM - 1:30 AM	Automated/Scheduled
09/13	25-26	1:15 AM - 1:46 AM	Automated/Scheduled Full Pull
09/13	24-25	1:15 AM - 1:59 AM	Automated/Scheduled
09/12	25-26	2:29 PM - 2:45 PM	Full
09/12	25-26	1:15 AM - 1:21 AM	Automated/Scheduled
09/12	24-25	No Changes Found in TEA IODS	Automated/Scheduled
09/11	24-25	No Changes Found in TEA IODS	Automated/Scheduled
09/11	25-26	1:15 AM - 1:17 AM	Automated/Scheduled
09/09	24-25	No Changes Found in TEA IODS	Automated/Scheduled
09/09	25-26	1:55 AM - 1:58 AM	Automated/Scheduled
09/08	25-26	1:55 AM - 2:00 AM	Automated/Scheduled
09/08	24-25	1:55 AM - 2:05 AM	Automated/Scheduled
09/07	25-26	1:55 AM - 2:00 AM	Automated/Scheduled
09/07	24-25	1:55 AM - 2:05 AM	Automated/Scheduled
09/06	24-25	No Changes Found in TEA IODS	Automated/Scheduled
09/06	25-26	1:55 AM - 1:56 AM	Automated/Scheduled

ODS 25-26 Staff related reporting status

How to identify latest Ed-Fi “promoted” data

For specific submission details – reference the File Center

File Center – Data Sources – TSDS Ed-Fi section:

The screenshot shows the 'File and Upload Center' interface. The 'Data Sources' tab is active, displaying a grid of submission categories. Below the grid is a table of submissions for the 2024-2025 School Year. The 'API_SUMMER_2024_09_17_02_37_37' submission is highlighted with a red box, and an arrow points from the 'Info' link in the table to the explanatory text on the right.

Submission Name	Submission	Status	Date Promoted	
2024 - 2025 School Year				
API_SUMMER_2024_09_17_02_37_37	Summer	Preliminary	2024-09-17	Info
API_FALL_2024_09_17_01_59_44	Fall	Preliminary	2024-09-17	Info
API_CSIV_2024_09_17_01_59_36	Charter School Waitlist	Preliminary	2024-09-17	Info

Use the **Info** link on the individual submission for details on the Category – Sub-category – Domain – Entity as reported (**Records**) to TEA IODS and **Promoted** (in OnDataSuite)

ODS 25-26 Staff related reporting status

How to identify latest Ed-Fi “promoted” data

File Center _ TSDS Ed-Fi _API_FALL Info Ex:

Bookmarks User Groups My Custom Reports Focus List File Center Support Training Search

OnPoint Dashboards My Dashboards Student Assessment Staff Finance Accountability Ed-Fi Rules CRDC Snapshots Help Ticket

2025 - 2026 School Year

API_FALL_25-26_09_01_58_01 Fall Preliminary 2025-09-09 Info

Education Organization					Finance				
Subcategory (Code)	Domain	Entity	Promoted	Records	Subcategory (Code)	Domain	Entity	Promoted	Records
Local Education Agency (10010)	Education Organization	LocalEducationAgency	1	1,292	Budget (20030)	Finance	BudgetExt	1,865	1,865
Local Education Agency	Education Organization	GiftedTalentProgram	0	1,292					
Local Education Agency	Education Organization	ProgramsOfStudy	0	1,292					
Campus (10020)	Education Organization	School	25	22,689					
SSA Organization Association (10011)	Education Organization	SSAOrgAssociationExt	2	3					

↓

Student				
Subcategory (Code)	Domain	Entity	Promoted	Records
Student Basic Information (40100)	Student Identification and Demographics	Student	22,606	23,345
Enrollment (40110)	Enrollment	StudentSchoolAssociation	22,654	22,722
Student Basic Information (40100)	Student Identification and Demographics	PostSecondaryCertification	591	593
Student Basic Information (40100)	Student Identification and Demographics	StudentEducationOrganizationAssociation - Demographics	22,606	23,345
School Leaver (40203)	Prior Year Leaver	PriorYearLeaver	2,372	2,375
Special Education Program (41163)	Alternative and Supplemental Services	StudentSpecialEducationProgramAssociation	2,963	2,992

↓

Staff - Campus Course Section				
Subcategory (Code)	Domain	Entity	Promoted	Records
Staff Basic Information (30040)	Staff	Staff	4,276	4,277
Staff Demographics (30043)	Staff	Staff	4,039	4,277
Employment Payroll Summary (30050)	Staff	StaffEducationOrganizationEmploymentAssociation	4,059	4,139
Contracted Instructional Staff (30055)	Finance	ContractedInstructionalStaffTEExt	0	0
Payroll (30060)	Finance	PayrollExt	13,344	13,344
Responsibility (30090)	Staff	StaffEducationOrganizationAssignmentAssociation	36,785	1,039
Course Section (50300)	Teaching and Learning	Section	Dep	12,823
Course Section (50300)	Teaching and Learning	Course	Dep	1,743
Course Section (50300)	Teaching and Learning	CourseOffering	Dep	18,589
Responsibility (30090)	Teaching and Learning	StaffSectionAssociation	10,876	15,677
Teacher Class Assignment (30305)	Teaching and Learning	StaffSectionAssociation	42,481	15,677

Finalize TSDS Data

For the highest level of accuracy, it is strongly recommended to load TSDS CSV files to ODS. Until Ed-Fi promotion is stabilized and current for all submissions, this will ensure that the information in ODS is reflective of the information submitted to TEA.

PEIMS Coordinator will be able to generate a CSV file in TSDS for all the PEIMS submissions (Fall, MidYear, Summer, Extended) and load directly to OnDataSuite. *Core Collections have recently become available from TEA to download.*

<https://kb.ondatasuite.com/knowledge-base/loading-tsds-csvs-as-of-2024-2025/>



Data Sources

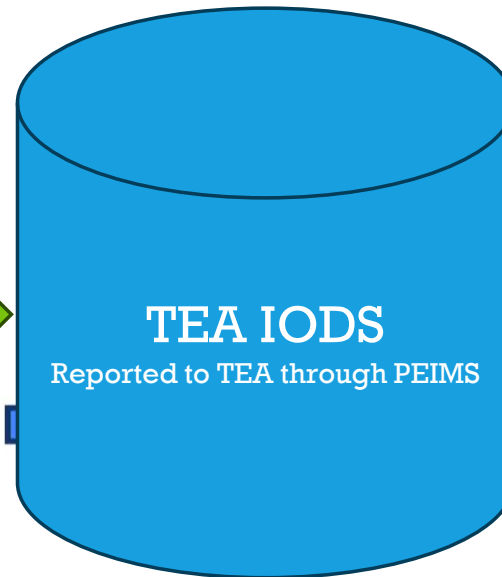
Student Information Systems (SIS)

- Attendance/Enrollment
- Leavers (Graduates)
- Course Completions
- Special Populations

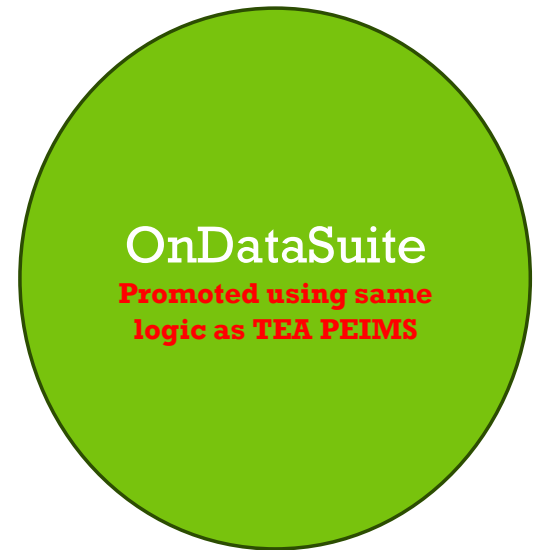
Business Information Systems (BIS/ERP)

- Staff demographics
- Payroll
- Budget
- Actuals

API



API



 OnDataSuite®

CCMR Accountability vs Outcomes Bonus

Posted May 14, 2025

CCMR Indicator	CCMR in Accountability	CCMR in Outcomes Bonus
College Ready	<p>Meets Texas Success Initiative (TSI) criteria (through the ACT, SAT, TSIA or College Preparatory courses)</p> <p><i>or</i></p> <p>Earns dual course credits</p> <p><i>or</i></p> <p>Meets criteria on AP/IB exams</p> <p><i>or</i></p> <p>Earns an associate degree</p> <p><i>or</i></p> <p>Qualifies for OnRamps course credits</p>	<p>Earns an associate degree by August 31st immediately following high school graduation</p> <p>----- OR -----</p> <p>Meets ACT, SAT, or TSI college readiness criteria (college preparatory courses not applicable),</p> <p>and</p> <p>enrolls at a postsecondary educational institution immediately following high school graduation</p>
Career Ready	<p>Earns an industry-based certification and aligned program of study completer*</p> <p><i>or</i></p> <p>Graduates with completed IEP and workforce readiness</p> <p><i>or</i></p> <p>Graduates with an advanced diploma plan and received special education services</p> <p><i>or</i></p> <p>Earns a level I or level II certificate</p>	<p>Meets ACT, SAT, or TSI college readiness criteria (college preparatory courses not applicable),</p> <p>and</p> <p>Earns an industry-based certification* or earns a level I or level II certificate by August 31st immediately following high school graduation</p>
Military Ready	<p>Enlists in the U.S. Armed Forces/Texas National Guard</p> <p><i>Included as of 2024 accountability with 2023 graduates.</i></p>	<p>Enlists in the U.S. Armed Forces/Texas National Guard</p> <p><i>Included as of 2023 graduates Outcomes Bonuses.</i></p>

* See *Phase-In Schedule for Sunsetting IBCs and alignment with Programs of Study* in Chapter 2 of the 2025

<https://tea.texas.gov/texas-schools/accountability/academic-accountability/performance-reporting/ccmr-in-accountability-vs-outcomes-bonus.pdf>

 OnDataSuite®

CCMR OB TEA Resources



Office of Analytics,
Assessment & Reporting

Reporting Time Frames

CCMR Outcomes Bonus Counts by District are reported on the webpage.

Graduating Class	Accountability Reported	Outcomes Bonus Reported
2021-22 Graduates	Preliminary 2023 ratings – April 2025 Final 2023 ratings – August 2025	Early 2022 Counts - April 2024 Final 2022 Counts - July 2024
2022-23 Graduates	Preliminary 2024 ratings - Delayed	Early 2023 Counts – September 2024 Final 2023 Counts - May 2025
2023-24 Graduates	Preliminary 2025 ratings - August 2025 Final 2025 ratings – December 2025	Early 2024 Counts – Fall 2025 Final 2024 Counts - Spring 2026
2024-25 Graduates	Preliminary 2026 ratings - August 2026 Final 2026 ratings – December 2026	Early 2025 Counts – Fall 2026 Final 2025 Counts - Spring 2027
2025-26 Graduates	Preliminary 2027 ratings - August 2027 Final 2027 ratings – December 2027	Early 2026 Counts – Fall 2027 Final 2026 Counts - Spring 2028
2026-27 Graduates	Preliminary 2028 ratings - August 2028 Final 2028 ratings – December 2028	Early 2027 Counts – Fall 2028 Final 2027 Counts - Spring 2029

<https://tea.texas.gov/texas-schools/accountability/academic-accountability/performance-reporting/ccmr-in-accountability-vs-outcomes-bonus.pdf>

Graduating Class	REPORTED TO PEIMS
2021-2022	Fall 2022
2022-2023	Fall 2023
2023-2024	Fall 2024
2024-2025	Fall 2025
2025-2026	Summer/Extended 2026
2026-2027	Summer/Extended 2027



CCMR OB Data Sources

PEIMS	Other Sources
Leaver Status (Graduate Code)	ACT Scores (load to ODS)
Graduation Type Code	SAT Scores (load to ODS)
Associate Degree	TSIA Scores (load to ODS)
Industry Based Certifications	Level 1 or 2 Certifications (load to ODS CCMR EWS Supplemental file)
Economic Disadvantaged	Military Enlistment (load to ODS CCMR EWS Supplemental file)
Special Education Status	Post-Secondary Enrollment

File Center

The screenshot displays the 'File and Upload Center' interface. At the top, there is a navigation bar with links for 'OnPoint', 'Dashboards', 'My Dashboards', 'Student', 'Assessment', 'Staff', 'Finance', 'Accountability', 'Ed-Fi Rules', 'CRDC', and 'Snapshots'. Below this, the 'File and Upload Center' section is divided into five main categories: 'Data Sources', 'Data Reconciliation', 'OnSync', 'Student ID Merge', and 'Legacy Files'. Under 'Data Sources', there are sub-sections for 'TSDS Ed-Fi' (with 'Ed-Fi API' highlighted in green), 'TSDS XML or CSV', and 'PEIMS'. Under 'Data Reconciliation', there are sub-sections for 'District', 'CRDC', 'T-TESS', and 'Interim Assessment'. Under 'OnSync', there are sub-sections for 'TEAL' (with 'CCMR EWS Supplement' highlighted in yellow and 'CCMR Outcome Bonus' circled in red), 'ACT' (with 'ACT (High School)' and 'Pre ACT' highlighted in yellow), 'TSIA' (with 'TSIA 2' highlighted in yellow), and 'NWEA MAP'. Under 'Student ID Merge', there are sub-sections for 'Combo Student', 'Class Assignment', and 'Amplify'. Under 'Legacy Files', there are sub-sections for 'College Board' (with 'SAT' highlighted in yellow), 'Other Exams', and 'Cambium / ETS / Pearson'. At the bottom, there is a red-bordered box containing a warning icon and the text 'Click here for instructions and specifications, prior to loading this file', and a green bar with the text 'Click to upload CCMR EWS Supplement files'.

SAT and TSIA2 can be set up on OnSync

[OnSync College Board](#)

[OnSync TSIA2](#)



CCMR Outcomes Bonus – OnDataSuite Overview

- 📌 Reporting to assist with **estimating** the College, Career, Military Readiness (CCMR) Outcomes Bonus
- 📌 2 year data lag
 - ✂ 2023-2024 graduates will be reflected on the 2025-2026 SOF
 - ✂ TEA released preliminary Early Counts for 2023-2024 graduates in August 2025
 - ✂ TEA Outcome Bonus Files can be uploaded and reported
- ✂ Military inclusion returned as of 2022-2023 graduates, not for prior years
- 📌 Potential Higher Ed Enrolled - **estimate**, may have a variance when final report from TEA is released
- 📌 IBC qualifications are less stringent for Outcome Bonus

Finance – Summary of Finance Reporting

Finance Custom Reports

- 21-22 TPAR Operational Minutes
- Actual/Audit Review Reports
- Budget Review Reports
- Financial Well Being Reports
 - General Fund Revenues and Expenditures Compared to Enrollment
 - Per Pupil Expenditures All Funds
 - Total Staff and Total Student By School Year
 - M & O Tax Rate and Fund Balance in the General Fund By Fiscal Year
- Historical Review Reports
- Miscellaneous Reports
- Shared Service Arrangement Reports
- Summary of Finance (SOF) Reports**
 - CCMR Outcome Bonus**
 - HB3 Outcome Bonus (CCMR) Graduate Funding Estimate
 - TEA Outcome Bonus (CCMR) Funding Report
 - Comptroller Property Reports
 - HB3 Compensatory Education
 - Student Funding Detail Reports
 - Summary of Finance Summary**
 - Summary of Finance - Student Data Summary

Data Sources:

Estimate report – CCMR EWS requirements

TEA report – [Load TEAL Outcome Bonus file](#)

Student Data Summary – identifies data source as TEA or Estimate



Finance: HB3 Outcome Bonus (CCMR) Funding **Estimate**

District Name: Learning ISD
 District ID: 999001
 Default year of students in CCMr Early Warning: 2025-2026
 Potential Higher Ed Enrolled: 100 %
 Submit Tools

HB3 Outcome Bonus (CCMR) Funding Estimates for 2026 Graduates

Projections for 2027-2028 SOF

Calculated on February 23rd, 2026 at 9:37AM

Projected HB3 outcome funding: \$1,509,000

	Annual Graduates	# Grads to Meet Threshold	Estimated Maximum HE	Estimated CCMR OB Career Ready	Estimated CCMR OB Military Ready	Estimated Maximum HE	Maximum HE	Estimated Allotment Funding	TSI Criteria								PEIMS	Estimated CCMR OB Maximum HE	PEIMS	Supplemental CCMR E	
									ELA/Reading				Mathematics								
									Graduates	CCMR OB College Ready	CCMR OB Career Ready	CCMR OB Military Ready	CCMR OB Met	Above Threshold CCMR OB Estimate	Estimated Amount	TSIA/TSA2					ACT
Estimated Grads 12th Grade Only	100%		49.4%	26.8%	0%	49.4%			3.2%	3.2%	65.2%	65.4%	7.5%	3.1%	50%	51.2%	49.4%	0%	49.4%	42.2%	0%
	1,541		761	413	0	761			50	50	1,004	1,008	116	48	771	789	761	0	761	650	0
Eco Dis Threshold 11%	28.23%		7.7%	3.2%	0%	7.7%			0.4%	0.3%	11.7%	11.8%	1.6%	0.3%	7.6%	8%	7.7%	0%	7.7%	8.4%	0%
	435	47	118	50	0	118	71	\$355,000	6	5	180	182	25	4	117	123	118	0	118	129	0
Non Eco Dis Threshold 24%	71.77%		41.7%	23.6%	0%	41.7%			2.9%	2.9%	53.5%	53.6%	5.9%	2.9%	42.4%	43.2%	41.7%	0%	41.7%	33.8%	0%
	1,106	265	643	363	0	643	378	\$1,134,000	44	45	824	826	91	44	654	666	643	0	643	521	0
Special Ed Threshold 0%	8.7%		0.3%	0.1%	0%	0.3%			0.1%	0%	0.5%	0.6%	0.1%	0%	0.5%	0.5%	0.3%	0%	0.3%	1.2%	0%
	134	0	5	1	0	5	5	\$20,000	1	0	8	9	2	0	7	7	5	0	5	18	0

Default report to latest year student graduate... (note (Estimated Grads count))

SOF Funding Year is Graduate year + 2 (SOF 2027-2028)



Finance: HB3 Outcome Bonus (CCMR) Funding Estimate

Filter (Potential Higher Ed Enrolled)

Potential Higher Ed Enrolled students counted toward the CCMR OB Career Ready estimate:

- **Maximum HE** reflect 100% of students that could potentially enroll in Higher Education and meets the TSI criteria as defined in the crosswalk. This is the default estimate in CCMR OB Met calculations.
- **Potential HE %** reports the filter percentage input of less than 100% students eligible in the Maximum HE count. Allows comparison of a potential high and low value and impact on CCMR OB Met counts.

This functionality is to provide a potential prediction of students that are not currently included in the **CCMR OB Career Ready** or have an **Associate Degree**, yet they meet the OB ELA and Math TSI requirement and may generate CCMR Outcome Bonus funding if the student enrolls in a post secondary institution – higher ed (HE).

Potential Higher Ed Enrolled

Potential Higher Ed Enrolled

Projected HB3 outcome

		PEIMS	Estimated CCMR OB Maximum HE
MATH OB	OB ELA and MATH TSI	Assoc Deg	Potential Higher Ed Enrolled
50.3%	48.6%	0%	48.6%
865	836	0	836
6.1%	5.9%	0%	5.9%
104	101	0	101
44.3%	42.8%	0%	42.8%
761	735	0	735
0.5%	0.3%	0%	0.3%
8	6	0	6

Projected HB3 outcome 1

		PEIMS	Estimated CCMR OB Maximum HE	Estimated CCMR OB HE% 70%
OB ELA and MATH TSI	Assoc Deg	Potential Higher Ed Enrolled	Potential HE % Enrolled	
18.6%	0%	48.6%		
836	0	836	586	
5.9%	0%	5.9%		
101	0	101	71	
12.8%	0%	42.8%		
735	0	735	515	
0.3%	0%	0.3%		
6	0	6	5	

Finance: HB3 Outcome Bonus (CCMR) Funding Estimate

HB3 Outcome Bonus (CCMR) Funding Estimates for 2024 Graduates

Calculated on October 9th, 2025 at 4:53AM

Projected HB3 outcome funding: \$1,749,000

	Annual Graduates		Estimated Maximum HE	Estimated	Estimated	Estimated Maximum HE	Maximum HE	Estimated Allotment/Funding
	Graduates	# Grads to Meet Threshold	CCMR OB College Ready	CCMR OB Career Ready	CCMR OB - Military Ready	CCMR OB Met	Above Threshold CCMR OB Estimate	Estimated Amount
All Grads	100%		31.5%	29.9%	0%	54.9%		
	1,475		464	441	0	810		
Eco Dis Threshold 11%	28.88%		6.4%	5%	0%	10.1%		
	426	46	95	74	0	149	103	\$515,000
Non Eco Dis Threshold 24%	71.12%		25%	24.9%	0%	44.8%		
	1,049	251	369	367	0	661	410	\$1,230,000
Special Ed Threshold 0%	4.61%		0.1%	0%	0%	0.1%		
	68	0	1	0	0	1	1	\$4,000

Estimated Allotment/Funding

Funding is estimated for this count of students by the following categories Above Threshold Estimate

- **Economically Disadvantaged: \$5,000** per student above threshold
- **Not Economically Disadvantaged: \$3,000** per student above threshold
- **Special Education: \$2,000-\$4,000** per student meeting the criteria. *HB2 affects class of 2024 and after*



TEA Outcome Bonus Funding Report

The screenshot displays the 'Finance Custom Reports' interface. On the left is a navigation menu with categories like '21-22 TPAR Operational Minutes', 'Actual/Audit Review Reports', and 'Summary of Finance (SOF) Reports'. The 'Summary of Finance (SOF) Reports' category is expanded, showing 'CCMR Outcome Bonus' and 'TEA Outcome Bonus (CCMR) Funding Report'. The main area shows a grid of reports categorized by 'TSDS Ed-Fi', 'District', 'TEAL', 'ACT', and 'College Board'. The 'TEAL' category is highlighted, and 'CCMR Outcome Bonus' is selected. Below the grid is a table for uploading files.

File Name	Submission	Date Uploaded	Uploaded By	Reload Date
filename8311	Prelim	2024-09-04		Info

Reports based upon the latest TEAL CCMR Outcome Bonus file upload.
Load TEAL Outcome Bonus file

TEA Outcome Bonus Funding Report

OnPoint ▾ Dashboards My Dashboards Student Assessment Staff **Finance** Accountability Ed-FI Rules XML Review CRDC Help Ticket Q

District Name: Learning ISD District ID: 999001 2022-2023 ▾ Prelim ▾ **Submit** Tools ▾

TEA Outcome Bonus (CCMR) Graduate Prelim Funding Report for 2023 Graduates Flows to Summary of Finance for 2024-2025 year.

Calculated on November 7th, 2024 at 12:33PM

	Annual Graduates		TEA					TEA TSI Criteria										TEA				
	Graduated	# Grads to Meet Threshold	CCMR OB College Ready	CCMR OB Career Ready	CCMR OB - Military Ready	CCMR OB Met	Above Threshold CCMR OB	Allotment/ Funding	ELA/Reading				Mathematics						PEIMS		TEA	
									TSIA/TSIA2	ACT	SAT	ELA OB	TSIA/TSIA2	ACT	SAT	MATH OB	OB ELA and MATH TSI	Assoc Deg	Enrolled in Higher Ed	IBC (Industry Cert)	Level I or II Cert	
All Grads	100%		46.3%	25.5%	0.3%	50.4%		16.7%	8.2%	65.5%	69.9%	16.6%	8.4%	48.8%	58.5%	55.4%	4.5%	67.4%	40.4%	0%		
	1,122		520	286	3	565		187	92	735	784	186	94	547	656	622	50	756	453	0		
Eco Dis Threshold 11%	29.95%		8.4%	3.7%	0.3%	9.3%		5.1%	0.9%	12.7%	14.8%	4.2%	0.9%	8.6%	11.8%	10.5%	1.4%	16%	8.3%	0%		
	336	36	94	42	3	104	68	\$340,000	57	10	143	166	47	10	97	132	118	16	180	93	0	
Non Eco Dis Threshold 24%	70.05%		38%	21.7%	0%	41.1%		11.6%	7.3%	52.8%	55.1%	12.4%	7.5%	40.1%	46.7%	44.9%	3%	51.3%	32.1%	0%		
	786	188	426	244	0	461	273	\$819,000	130	82	592	618	139	84	450	524	504	34	576	360	0	
Special Ed Threshold 0%	6.42%		0.4%	0.1%	0%	0.4%		0.4%	0.1%	0.5%	1%	0.4%	0.1%	0.4%	0.8%	0.5%	0.1%	2.9%	1.9%	0%		
	72	0	5	1	0	5	5	\$10,000	5	1	6	11	4	1	4	9	6	1	33	21	0	

This is a lagging report based upon the latest published TEA Early Counts or Final counts CCMR OB Student Roster loaded from TEAL (currently as of August 2025 reporting 2024 Early Count graduates and qualifications).

This data is now reporting in **TPRS** – Note there will be slight variances to ODS due to student dataset differences with TEA.

Finance – Summary of Finance – Student Data Summary

Finance Custom Reports

- 21-22 TPAR Operational Minutes
- Actual/Audit Review Reports
- Budget Review Reports
- Financial Well Being Reports
- Historical Review Reports
- Miscellaneous Reports
- Shared Service Arrangement Reports
- Summary of Finance (SOF) Reports**
 - CCMR Outcome Bonus
 - Comptroller Property Reports
 - HB3 Compensatory Education
 - Student Funding Detail Reports
- Summary of Finance Summary**
 - Summary of Finance - Student Data Summary**

OnPoint Dashboards My Dashboards Student Assessment Staff Finance Accountability Ed-FI Rules XML Review CRDC Help Ticket

Report Filters

2 Years Selected All Campuses Selected (35) Submit Hide Difference Columns Show Weighted Rows

Default years based upon latest basic attendance reporting.

Summary of Finance - Student Data Summary for All Campuses AS of 2025 Reporting Period 5

Student Funding Elements	2023 - 2024	2024 - 2025	Difference	% of Change
Regular Program Refined ADA	20,924,947	21,560,589	635,642	3.04%
Flexible Attendance ADA - OFSDP	5,276	0.000	-5,276	-100.00%
Flexible Attendance ADA HSEP	n/d	n/d	0	0.00%

Scroll down to CCMR OB section

Early Education Allotment ADA	KG through 12th grade, including students with English Language Learners/ESL students	3,101,556	2,412,919	-688,637	-22.20%
College Career and Military Readiness Outcome Bonus					
		TEA	Estimate		
Educationally disadvantaged graduates		84	71	-13	-15.48%
Non-educationally disadvantaged graduates		327	325	-2	-0.61%
Special Education graduates		3	5	2	66.67%

Report Drilldowns

- Each of report has drilldown functionality ([blue hyperlink](#))
 - Some will drill into a student list
 - Some will drill into the respective aggregate report
- Each Report has detailed explanations on data source, calculations, definitions and features under Tools – Report Info menu (upper right)

The screenshot displays the OnDataSuite interface for a report titled "HB3 Outcome Bonus (CCMR) Funding Estimates". The report is for District Name: Tomball ISD and District ID: 101921, calculated on May 7th, 2025 at 3:16 PM. The main report area shows a table with columns for "Annual Graduates", "# Grads to Meet Threshold", and "Estimated Maximum PE".

	Annual Graduates	# Grads to Meet Threshold	Estimated Maximum PE
Estimated Grads 12th Grade Only	100%	1,629	45.3%
Eco Dis Threshold 11%	29.04%	473	7.3%
Non Eco Dis Threshold 24%	70.96%	1,156	38%
Special Ed Threshold 0%	9.52%	155	0.1%

A "Report information" modal window is open, providing details about the report location and summary. It includes a "Tools" menu in the upper right corner of the main report area, which is highlighted with a red box and an arrow pointing to the modal. The modal contains the following information:

Report Location: Under Finance and Accountability
Finance > Finance Custom Reports > Summary of Finance (SOF) Reports > CCMR Outcome Bonus > HB3 Outcome Bonus (CCMR) Graduate Funding Estimates

Accountability > State Accountability > HB3 Outcome Bonus (CCMR) > HB3 Outcome Bonus (CCMR) Graduate Funding Estimates

Summary: This report is to assist with tracking and predicting the student counts for the HB3 Outcome Bonus (CCMR) inputs on the Summary of Finance template. Outcome Bonus (OB) CCMR eligibility is based upon CCMR Accountability with more rigorous standards.

College Readiness CCMR Outcome Bonus if the annual graduate:

- Earns an Associate Degree by August 31 immediately following high school graduation; **OR**
- Achieves college readiness standards used for accountability purposes on the ACT, the SAT, or the Texas Success Initiative assessment (TSIA) in ELA and Math; **AND**
- enrolls at a postsecondary educational institution by the tenth instructional day of the fall semester immediately following high school graduation;

Career Readiness CCMR Outcome Bonus if the annual graduate:

- Achieves college readiness standards used for accountability purposes on the ACT, the SAT, or the TSIA in ELA and Math; **AND**
- Earns an Industry-Based Certification (IBC) by August 31 immediately following high school graduation; **OR**
- Earns a Level I or Level II Certificate by August 31 immediately following high school graduation.

The modal also features the TEA logo and a "College Ready" icon. It includes two sections: "CCMR in Accountability" and "CCMR in Outcomes Bonuses".

CCMR in Accountability
Meets Texas Success Initiative (TSI) criteria
Earns dual course credits
or
Meets criteria on AP/IB exams
or
Earns an associate degree
or
Qualifies for OnRamps course credits
or
Earns an industry-based certification (IBC)

CCMR in Outcomes Bonuses
Earns an associate degree
or
Meets TSI criteria (college prep courses not applicable)
AND
Enrolls at a postsecondary educational institution immediately following high school graduation
or
Meets TSI criteria

Buttons for "Printable Page" and "Close" are visible at the bottom of the modal.

Accountability – HB3 CCMR Outcome Bonus Reporting

State: Accountability Report Center (All results should be considered preliminary until f

- CCMR - College, Career & Military Ready
- A-F Rating System 2025
- A-F Rating System 2024
- Results Driven Accountability
- HB3 Outcome Bonus (CCMR)**
 - CCMR Accountability To Outcome Bonus Roster
 - HB3 Outcome Bonus (CCMR) Graduate Funding Estimate **Same report in Finance**
 - TEA Outcome Bonus (CCMR) Files
 - TEA Outcome Bonus (CCMR) Final Graduate File Viewer
 - TEA Outcome Bonus (CCMR) Preliminary Graduate File Viewer
 - TEA Outcome Bonus (CCMR) Funding Report **Same report in Finance**
- STAAR 110% Report
- OnTAPR
- State Compensatory Education
- lead4ward: accountabilityconnect

Data Sources:

Estimate report – CCMR EWS requirements

TEA reports – [Load TEAL Outcome Bonus file](#)

Accountability – CCMR Accountability to Outcome Bonus Roster

State: Accountability Report Center (All results should be considered)

- CCMR - College, Career & Military Ready
- A-F Rating System 2025
- A-F Rating System 2024
- Results Driven Accountability
- HB3 Outcome Bonus (CCMR)**
 - CCMR Accountability To Outcome Bonus Roster**
 - HB3 Outcome Bonus (CCMR) Graduate Funding Estimate
 - TEA Outcome Bonus (CCMR) Files
 - TEA Outcome Bonus (CCMR) Final Graduate File Viewer
 - TEA Outcome Bonus (CCMR) Preliminary Graduate File Viewer
 - TEA Outcome Bonus (CCMR) Funding Report
- STAAR 110% Report
- OnTAPR
- State Compensatory Education
- lead4ward: accountabilityconnect

Filters: 2024-2025 | All Campuses | 4 Grades Selected | All Grad Statures | All Indicators | All CCMR | Select Focus List (Optional) | Do Not Compare to TEA | Submit

CCMR Accountability To Outcome Bonus Roster as of 2024 - 2025 for All Campuses for Grade(s) 09 10 11 12

Show 25 entries

														College Ready									
														Accountability				CCMR Outcome Bonus					
														OR				AND		OR			
Last Name	Campus	Grade	Eco Dis	SPED	Grad Status	CCMR Accountability Met	CCMR Outcome Bonus Met	Met ELA and Math TSI In Any Combination	Dual Credit PEIMS	AP IB MET	Assoc Deg PEIMS	OnRamps	CCMR College Ready Accountability Met	Met ELA and Math TSI In Any Combination (Calculation Excludes College Prep Courses)	Enrolls at a Postsecondary ED (Estimated Projection OR Supplement File Upload)	Assoc Deg PEIMS	CCMR College Ready Outcome Bonus Met	Industry Cert PEIMS	IEP PEIMS				
Townsend	(999001001) - Lela Oragana High School	12	N		0	Y	Y	Y	Y	Y	-	-	Y	Y	Y	-	Y	N	-				
Burner	(000001001)	12	N		0	Y	Y	Y	Y	Y	-	-	Y	Y	Y	-	Y	N	-				

Reference Tools – [Report Info](#) for details on the report purpose and features.

Accountability – TEA Outcome Bonus Viewer Reports

Report Filters

2022-2023 All Campuses All Students

All CCMR

2022-2023 TEA Outcome Bonus (CCMR) Final Graduate File Viewer for All Campuses, for All Students, for All CCMR

Rows 25

2023-2024 All Campuses

2024 TEA Outcome Bonus (CCMR) Preliminary Graduate File Viewer for All Campuses, for All Students for All CCMR

All Students

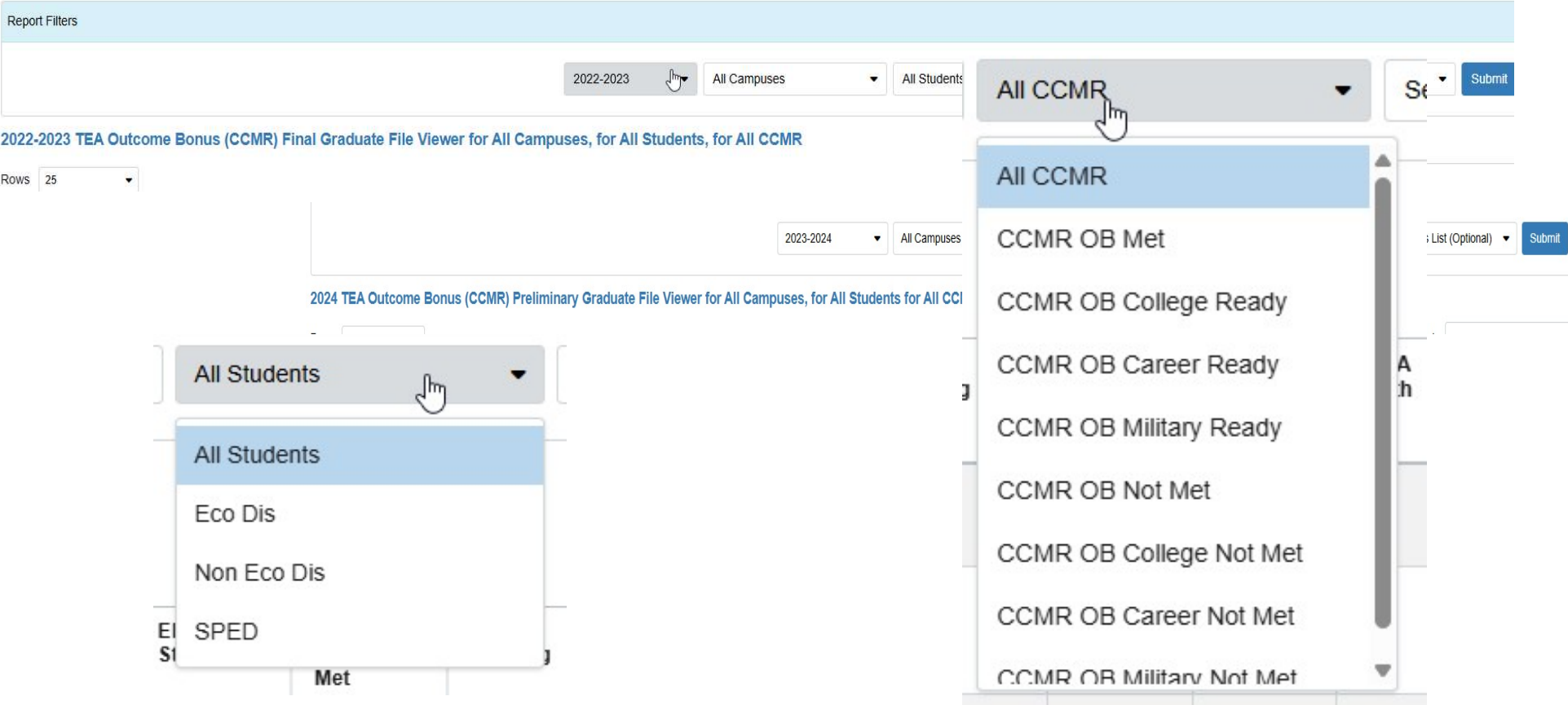
- All Students
- Eco Dis
- Non Eco Dis
- SPED

Met


All CCMR

- CCMR OB Met
- CCMR OB College Ready
- CCMR OB Career Ready
- CCMR OB Military Ready
- CCMR OB Not Met
- CCMR OB College Not Met
- CCMR OB Career Not Met
- CCMR OB Military Not Met

List (Optional) Submit



CCMR Dashboard



Outcome Bonus - 2026 Graduates Funding Estimate for 2028

Percent Count Tools

2025-2026

All Campuses

All Grades

No Snapshots

Summary

College Ready

Career Ready

Military

Outcome Bonus

Outcome Bonus Reports
[TEA OB CCMR Funding](#)
[HB3 OB Graduate Funding Estimate](#)
[HB3 OB Preliminary Graduate File Viewer](#)

College Career Ready Total Students: 6405

Met Rate 35%

2221
3
4181

MET
ONTRACK
NOT MET

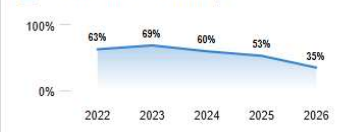
Overall Graduated Total Students: 6405

Graduated Rate 0.5%

35
0
6370

GRADUATED
ONTRACK
NOT MET

CCMR Met % History



Estimated District HB3 Outcome Funding

\$1,509,000

Source: HB3 Outcome Bonus District Calculation only

Eco Dis

Estimated Amount	\$355,000
Above Threshold CCMR OB Estimate	71
Total CCMR OB Met	118
# Grads to Meet Threshold (11%)	47
Total Graduates	435

Non Eco Dis

Estimated Amount	\$1,134,000
Above Threshold CCMR OB Estimate	378
Total CCMR OB Met	643
# Grads to Meet Threshold (24%)	265
Total Graduates	1106

Special Ed

Estimated Amount	\$20,000
Above Threshold CCMR OB Estimate	5
Total CCMR OB Met	5
# Grads to Meet Threshold (0%)	0
Total Graduates	134

Scoring Key: ■ Yes - Confirmed as MET ■ No - No confirmed data ■ OT - OnTrack via supplement

[Calculation Details](#) [Supplemental File Details](#)

Adjust filters

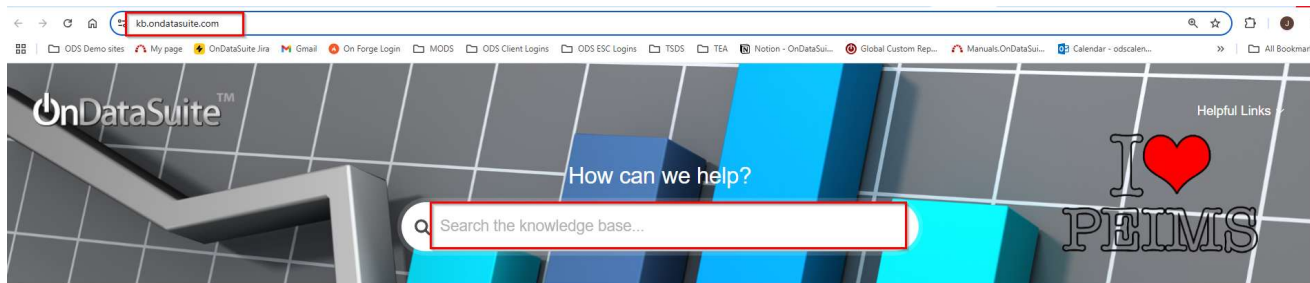
CCMR Outcome Bonus Report links

Don't Forget!!!

Support and Training - OnDataSuite Knowledge Base

 <https://kb.ondatasuite.com/> or by clicking on Help from your OnDataSuite screen in the top right corner

We are now a TASBO Approved Continuing Education Provider!



OnDataSuite®

Getting Started - OnDataSuite Training References

🔗 <https://kb.ondatasuite.com/> or by clicking on Help from your OnDataSuite screen in the top right corner

🔗 Training presentation available under

🔗 Zoom Training Agendas



Zoom Training Agenda's

We are committed to helping our clients. Every year we provide FREE virtual training sessions to our users. Our users can reference specific, key training session items in this section.

The screenshot shows the OnDataSuite user interface. At the top right, there is a navigation bar with the text "999001 - Learning ISD Jeffri" and icons for a bell, a calendar, a moon, and a hamburger menu. Below this is a blue bar with "Help" and "Ticket" buttons. A blue arrow points from the text "or by clicking on Help from your OnDataSuite screen in the top right corner" to the "Help" button. The main content area is a grid of cards for "File Center", "Getting Started", "ED-FI", "Data Management", "Reporting Areas", and "Zoom Training Agendas". The "Zoom Training Agendas" card is highlighted with a red border and contains the text: "We are committed to helping our clients. Every year we provide FREE virtual training sessions to our users. Our users can reference specific, key training session items in this section." The browser address bar shows "kb.ondatasuite.com/knowledge-base/".

OnDataSuite®

OnDataSuite Knowledge Base

🔗 Select Zoom Training Agendas

🔗 Select Finance

🔗 Select CCMR Outcome Bonus Funding Data Review



CCMR Outcome Bonus Funding Data Review

This session focuses on OnDataSuite resources related to tracking, estimating and comparing with TEA the CCMR Outcome Bonus Funding Estimates as they relate to the Summary of Finance.

The screenshot shows the OnDataSuite Knowledge Base interface. At the top, the OnDataSuite logo is visible. Below it, a navigation breadcrumb reads "Home > Zoom Training Agendas > Finance". A "Finance" tab is highlighted, with a red box around it and an arrow pointing to the "CCMR Outcome Bonus Funding Data Review" article. The article is also highlighted with a red box. Other articles listed include "Fall PEIMS - Compensatory Education Funding", "Summary of Finance (SOF) Student Data Reporting", and "Finance Preview of Mid-Year PEIMS". At the bottom, there are sections for "PEIMS Budget and Actual Reporting Review" and "Rich Data History in ODS - Finance Focus".

OnDataSuite™

Home > Zoom Training Agendas > Finance

Finance
Reports in OnDataSuite that are related to finance and finance training sessions.

CCMR Outcome Bonus Funding Data Review
This session focuses on OnDataSuite resources related to tracking, estimating and comparing with TEA the CCMR Outcome Bonus Funding Estimates as they relate to the Summary of Finance.

Fall PEIMS - Compensatory Education Funding
This session is focused on Fall PEIMS data and OnDataSuite Compensatory Education Funding reports and verification tools. Explore reconciliation of PEIMS data reporting to Census Tier Mapping and impact on funding. Target Audience - Business/Finance Office / PEIMS staff

Summary of Finance (SOF) Student Data Reporting
This training is focused on the reporting in OnDataSuite designed to assist with monitoring and/or completing the Summary of Finance (SOF) template. Use these reports to track Fall and Summer PEIMS data reporting impact on funding throughout the school year.

Finance Preview of Mid-Year PEIMS
Focus is the 2023-2024 Mid-Year PEIMS data submission and ODS reporting tools to assist with the data integrity and data validation. This resource includes review of custom reports utilizing MidYear PEIMS data. Requires loading Mid-Year PEIMS data file(s).

PEIMS Budget and Actual Reporting Review
December 3, 2024 Presentation of OnDataSuite resources regarding Fall PEIMS Budget and Midyear PEIMS Actual submission checkpoints regarding 24-25 transition...

Rich Data History in ODS - Finance Focus
November 4, 2024 - Dive into the wealth of data available in ODS designed to enhance your understanding of different...

</article-categories/ccmr-outcome-bonus-funding-data-review/>

OnDataSuite Knowledge Base

🔗 Select Zoom Training Agendas

🔗 Select Finance

🔗 Select CCMR Outcome Bonus Funding Data Review



CCMR Outcome Bonus Funding Data Review

This session focuses on OnDataSuite resources related to tracking, estimating and comparing with TEA the CCMR Outcome Bonus Funding Estimates as they relate to the Summary of Finance.

The screenshot shows the OnDataSuite Knowledge Base website. The header includes the OnDataSuite logo and a navigation breadcrumb: Home > Zoom Training Agendas > Finance. Below the breadcrumb is a 'Finance' section with a sub-header 'Reports in OnDataSuite that are related to finance and finance training sessions'. A red box highlights the 'Finance' section header, and a red arrow points from it to the 'CCMR Outcome Bonus Funding Data Review' article. The article is the first in a list of three articles. The other two articles are 'Fall PEIMS - Compensatory Education Funding' and 'Finance Preview of Mid-Year PEIMS'. Below the list of articles are two more sections: 'PEIMS Budget and Actual Reporting Review' and 'Rich Data History in ODS - Finance Focus'. At the bottom of the page, there is a URL: /article-categories/ccmr-outcome-bonus-funding-data-review/.

OnDataSuite™

Home > Zoom Training Agendas > Finance

Finance
Reports in OnDataSuite that are related to finance and finance training sessions

CCMR Outcome Bonus Funding Data Review
This session focuses on OnDataSuite resources related to tracking, estimating and comparing with TEA the CCMR Outcome Bonus Funding Estimates as they relate to the Summary of Finance.

Fall PEIMS - Compensatory Education Funding
This session is focused on Fall PEIMS data and OnDataSuite Compensatory Education Funding reports and verification tools. Explore reconciliation of PEIMS data reporting to Census Tier Mapping and impact on funding. Target Audience - Business/Finance Office / PEIMS staff

Finance Preview of Mid-Year PEIMS
Focus is the 2023-2024 Mid-Year PEIMS data submission and ODS reporting tools to assist with the data integrity and data validation. This resource includes review of custom reports utilizing MidYear PEIMS data. Requires loading Mid-Year PEIMS data file(s).

PEIMS Budget and Actual Reporting Review
December 3, 2024 Presentation of OnDataSuite resources regarding Fall PEIMS Budget and Midyear PEIMS Actual submission checkpoints regarding 24-25 transition...

Rich Data History in ODS - Finance Focus
November 4, 2024 - Dive into the wealth of data available in ODS designed to enhance your understanding of different...

/article-categories/ccmr-outcome-bonus-funding-data-review/

Questions

Thank you!

OnDataSuite®